

# THIRTY-THIRD ANNUAL GASEOUS ELECTRONICS CONFERENCE

October 7 — 10, 1980



November 7, 1980

## 33rd GASEOUS ELECTRONICS CONFERENCE

### EXECUTIVE COMMITTEE

L.D. Scheerer, *CHAIRMAN*  
University of Missouri-Rolla

W.P. Allis, *HONORARY CHAIRMAN*  
Massachusetts Institute of Technology

L.P. Harris, *CHAIRMAN ELECT*  
General Electric R&D Center

R.M. St. John, *SECRETARY*  
University of Oklahoma

G.L. Rogoff, *TREASURER*  
Westinghouse R&D Center

M.J. Boness  
Avco Everett Research Laboratory

C.A. Brau  
Los Alamos Scientific Laboratory

P.J. Chantry  
Westinghouse R&D Center

J.H. Jacob  
Avco Everett Research Laboratory

E. Pfender  
University of Minnesota

A Topical Conference of  
The American Physical Society

Sponsored by:  
University of Oklahoma  
American Physical Society  
Division of Electron  
and Atomic Physics

GREETINGS TO ALL REGISTRANTS OF THE 33RD GEC HELD IN NORMAN!

Your attendance and participation at the recent conference was appreciated by the Executive Committee which arranged the technical sessions and the Local Committee which provided for the facilities and entertainment.

Enclosed is a listing of the complete conference registration. The first issue printed on gold paper was incomplete and should be discarded.

The 1981 Conference will be held in Boston, October 20-23, with Avco Everett Research Laboratory the host. Key addresses are:

Chairman:

Lawson Harris  
General Electric Corporation  
Research and Development Div.  
P. O. Box 8  
Schenectady NY 12301  
(518) 385-8106

Secretary:

M. John Boness  
Avco Everett Research Laboratory  
2385 Revere Beach Parkway  
Everett MA 02149  
(617) 389-3000, Ext. 451  
FTS 617-389-3000

### WORKSHOPS AND COLLOQUIA

The Executive Committee recognize continuing needs for one or more special interest sessions each year covering areas that currently have wide interest among members or that may provide new research opportunities in the near future. Areas where new questions are being asked or old problems are being attacked in new ways can provide good workshops. Areas that are becoming ripe for integration and exposition can provide good colloquia. Suggestions to Chairman Harris for suitable topics and participants would be appreciated.

Sincerely yours,

Robert M. St. John  
Secretary 1980 GEC

33rd GEC REGISTRANTS, Norman, Oklahoma, October 7-10, 1980

10-27-80  
Complete and final list  
(Replaces gold list of 9-10-80)

Abbott, Rodman. Dept Electr Eng, Univ Minnesota, 123 Church St SE, Minneapolis MN 55455  
Allis, William P. Mass Inst Tech, Rm 36-213, Cambridge MA 02139  
Anderson, Richard. Dept Physics, Univ Missouri, Rolla MO 65401  
Anderson, Richard J. Dept Physics, Univ Arkansas, Fayetteville AR 72701

Bailey, T. L. Univ Florida, Gainesville FL 32611  
Baillard, Gene. Oklahoma State Legislative Council, 305 State Capitol, OKC OK  
Barto, Jon L. U.S. Naval Acad, MS 14a, Annapolis MD 21402  
Bearman, Greg. Jet Propulsion Lab, MS 183-601, 4800 Post Oak Grove Dr, Pasadena CA 91103  
Beatty, Earl C. JILA, Univ Colorado, Box 440, Boulder CO 80309  
Beverly III, Robert E. Consulting Physicist, 1891 Fishinger Rd, Columbus OH 43221  
Bhattacharya, A. General Electric, Lamp Div, Nela Park, Cleveland OH 44112  
Bigio, Irving. LASL, Los Alamos NM 87545  
Biondi, M.A. Dept Physics/Astronomy, Univ Pittsburgh, Pittsburgh PA 15260  
Birchett, Dale. Dept Physics and Astronomy, Univ Oklahoma, Norman OK 73019  
Bietzinger, Peter. AFWAL/POOC-3, Wright-Patterson AFB, OH 45433  
Boness, John. Avco Everett, 2385 Revere Beach Pkwy, Everett MA 02149  
Brau, Charles. LASL, Los Alamos NM 87545  
Brooks, Howard L. Dept Physics, Univ Missouri, Rolla MO 65401  
Brown, Robert T. United Technologies Research Ctr, East Hartford CT 06108  
Burkhardt, C. Univ of Missouri, St Louis MO 63121  
Burnham, Ralph. Naval Research Lab, Washington DC 20375  
Burrow, Paul D. Behlen Lab, Univ Nebraska, Lincoln NE 68588

Center, R.E. Mathematical Sciences, 2755 Northup Way, Bellevue WA 98004  
Champagne, L. F. Naval Research Lab, Washington DC 20375  
Chang, J. S. Dept Eng Physics, McMaster Univ, Hamilton, Ontario L8S 4M1 Canada  
Chang, Robert S. F. Naval Research Lab, Washington DC 20375  
Chanin, L.M. Dept Elec Eng, Univ Minnesota, 123 Church St SE, Minneapolis MN 55455  
Chantry, Peter J. Westinghouse R&D Ctr, 1310 Beulah Rd, Pittsburgh PA 15235  
Chen, C.L. Westinghouse R&D Ctr, 1310 Beulah Rd, Pittsburgh PA 15235  
Chien, Yun-Ko. Westinghouse R & D, 1310 Beulah Rd, Pittsburgh PA 15235  
Chou, Mau-Song. Exxon Res & Eng, Box 45, Linden NJ 07036  
Chung, Sunggi. Dept Physics, Univ Wisconsin, 1150 University Ave, Madison WI 53705  
Clark, Jerry. MS NBI.1, Univ Texas at Dallas, Box 688, Richardson TX 75080  
Clodius, William B. Dept Physics, Univ Delaware, Newark DE 19711  
Collins, C.B. MS/NBI.1, Univ Texas Dallas, Box 688, Richardson TX 75080  
Collobert, Daniel. CNET, Lannion, France  
Compton, R. N. Oak Ridge National Lab, Oak Ridge TN 37830  
Converti, Jose. Mass Inst Tech, Cambridge MA 02139  
Copeland, Drew A. Rocketdyne International, 6633 Canoga Ave, Canoga Park CA 91304  
Cornell, Michael C. Dept Physics, Univ Missouri, Rolla MO 65401

Crompton, R. W.  
Cunningham, Austin.

Ion Diffusion Unit, Australian Nat Univ, Box 4, Camberra 2601, Australia  
Univ Texas at Dallas, Box 688, Richardson TX 75080

Daniels, Johnny.  
Davies, D. Ken.  
Day, Ray-Long.  
DeVries, Cyril.  
DeYoung, Russell.  
Dehmer, Joseph.  
Dhali, Shirshak.  
Diegelmann, Michael.  
Dlabal, Michael.  
Dollinger, Richard E.  
Dooley, Dennis.  
Dorleijn, J.W.F.  
Dougai, Roger.  
Douglas-Hamilton, D.H.  
Downes, Lawrence.  
Duke, Gary.

Dept Physics, Univ Missouri Rolla MO 65401  
Westinghouse R & D Ctr, Pittsburgh PA 15235  
Dept Physics, Univ Arkansas, Fayetteville AR 72701  
Dept Elect Eng, Univ Minnesota, 123 Church St, Minneapolis MN 55455  
NASA/Miami University  
Bldg 205, Argonne Nat'l Lab, Argonne IL 60439  
Dept Elect Eng, Texas Tech, Lubbock TX 79409  
Max-Planck-Institut, Garching West Germany  
Univ Illinois, Urbana IL 61801  
Dept Elect Eng, SUNY, 4232 Ridge Lea Rd, Amherst NY 14226  
Dept Physics and Astronomy, Univ Oklahoma, Norman OK 73019  
Phillips Lighting Div, Eindhoven, Netherlands  
Dept Elect Eng, Texas Tech, Lubbock TX 79409  
Avco Everett Res Lab, 2385 Revere Beach Pkwy, Everett MA 02149  
Dept Physics, Miami Univ, Oxford OH 45056  
Wright-Patterson AFB, OH 45433

Eden, Gary.  
Ernie, Douglas W.

Univ Illinois, Urbana IL 61801  
Univ Minnesota, 123 Church St, Minneapolis MN 55455

Fahey, David W.  
Farmer, Vicki.  
Feeney, Robert.  
Fehsenfeld, Fred.  
Feldt, Andrew N.  
Ferreira, Carlos.  
Fiegel, Robert.  
Filippelli, Albert R.  
Fitaire, Marc.  
Foltyn, Steve.

NOAA/ERL Aeronomy Lab, Rm 1-3522, 325 S Broadway, Boulder CO 80303  
Dept Physics/Astronomy Univ Oklahoma, Norman OK 73019  
Dept Elect Eng, Georgia Tech, Atlanta GA 30332  
NOAA/ERL Aeronomy Lab, 325 S Broadway, Boulder CO 80303  
Dept Physics and Astronomy, Univ Oklahoma, Norman OK 73019  
Centr Electrodinamica, Inst Superior Techn, Av. Rovisco Pais, Lisbon, Portugal  
Dept Physics/Astronomy, Univ Oklahoma, Norman OK 73019  
Dept Physics, Univ Wisconsin, 1150 University Ave, Madison WI 53705  
Plasmas Phys Lab, Univ Paris, Bat 212, 91405 Orsay, France  
LASL, AP2 MS 564, Los Alamos NM 87545

Garscadden, Alan.  
Gibson, Thomas L.  
Goldfarb, Victor.  
Golden, David E.  
Gray, Lewis G.  
Green, B.D.  
Greene, Arthur.  
Grosjean, Dennis F.

Wright-Patterson AFB, OH 45433  
Dept Physics and Astronomy, Univ Oklahoma, Norman OK 73019  
Avco Everett, 2385 Revere Beach Pkwy, Everett MA 02149  
Dept Physics/Astronomy, Univ Oklahoma, Norman OK 73019  
Dept Physics, Univ Arkansas, Fayetteville AR 72701  
Physical Sciences Inc., 30 Commerce Way, Woburn MA 01801  
LASL, Los Alamos NM 87545  
Systems Research Labs, 2800 Indian Ripple Rd, Dayton OH 45440

Harris, L. P.

General Electric Corporate R & D, Box 8, Schenectady NY 12301

Harvey, James.	Lawrence Livermore Nat'l Lab, Box 808, L-472, Livermore CA 94550
Hatfield, Lynn L.	Dept Physics, Box 4180, Texas Tech, Lubbock TX 79409
Haugsjag, Paul.	GTE Labs, 40 Sylvan Rd, Waltham MA 02154
Hayashi, Makoto.	Nagoya Inst Tech, Gokiso-cho, Syowa-ku, Nagoya 466, Japan
Hazi, Andrew U.	Lawrence Livermore Nat'l Lab, Box 808, L-472, Livermore CA 94550
Helm, Hanspeter.	SRI, Molecular Physics Lab 106B, 333 Ravenswood Ave, Menlo Park CA 94025
Henson, B.L.	Dept Physics, Univ Missouri-St Louis, 8001 Natural Bridge Rd, St Louis MO 63121
Hertling, David.	Dept Elect Eng, Georgia Tech, Atlanta GA 30332
Hill, Robert M.	National Science Foundation, Physics Div, Rm 341, Washington DC 20550
Hirsh, Merle.	Lab for Laser Energetics, Univ Rochester, Rochester NY 14627
Hodges, Ronald V.	SRI, Molecular Physics Lab 106B, 333 Ravenswood Ave, Menlo Park CA 94025
Holley, Thomas K.	B639A Sterling Hall, Dept Physics, Univ Wisconsin, Madison WI 53705
Hudson, L. Bruce.	Dept Physics and Astronomy, Univ Oklahoma, Norman OK 73019
Huestis, David L.	SRI, Molecular Physics Lab 106B, 333 Ravenswood Ave, Menlo Park CA 94025
Hutchison, Sheldon B.	GTE-Sylvania, Bldg 4, Box 188, Mt. View CA 94042
Ichikawa Y.	Dept Eng Physics, McMaster Univ, Hamilton, Ontario L8S 4M1 Canada
Ingold, John H.	General Electric Co, Cleveland OH 44112
Johnsen, R.	Dept Physics/Astronomy, Univ Pittsburgh, Pittsburgh PA 15260
Johnson, Steve.	GTE-Sylvania, 100 Endicott St, Danvers MA 01923
Johnston, Alan R.	Behlen Lab, Univ Nebraska, Lincoln NE 68588
Jones, Bryan.	Thorn Lighting Ltd, Melton Rd, Leicester LE4 7PD, England
Jones, Gary L.	Dept Nucl Eng, Univ Missouri, Columbia MO 65212
Junker, Bob.	Naval Research Lab, Washington DC 20375
Kaneda, T.	York University, Downsview, Ontario, Canada
Khalid, Joseph M.	Square D Co, 3700 6th St SW, Cedar Rapids IA 52406
Klimek Daniel.	Avco Everett, 2385 Revere Beach Pkwy, Everett MA 02149
Kline, L.E.	Westinghouse R&D, 1310 Beulah Rd, Pittsburgh PA 15235
Kloepfing, Bill.	Dept Physics/Astronomy, Univ Oklahoma, Norman OK 73019
Klosterman, E. Lee	Mathematical Sciences NW Inc, 2755 Northup Way, Bellevue WA 98009
Kofi, Korsah.	Dept Nucl Eng, Univ Missouri, Columbia MO 65201
Krebs, Danny.	Dept Physics, Univ Missouri, Rolla MO 65401
Kunhardt, Erich E.	Ionized Gas Lab, Box 4439, Texas Tech, Lubbock TX 79409
Kushawaha, V.	Univ Missouri, St Louis MO 63121
Kushner, Mark J.	Sandia National Labs, Div 4216, Albuquerque NM 87185
Lapatovich, Walter P.	GTE Labs, 40 Sylvan Rd, Waltham MA 02154
Lawler, James E.	Dept Physics, Univ Wisconsin, Madison WI 53706
Lawton, Stan.	McDonnell-Douglas Res Lab, Bldg 110, Box 516, St Louis MO 63166
Lee, Edward T. P.	AFGL (OPR-1) Hanscom AFB, Bedford MA 01731
Lee, F.W.	Univ Texas Dallas, Box 688, MS NB1.1, Richardson TX 75080
Leep, David.	National Bureau of Standards, B344-220, Washington DC 20234

Leslie, Scott. Westinghouse R & D, 1310 Beulah Rd, Pittsburgh PA 15235  
Levatter, Jeff. Univ California San Diego B010, La Jolla CA  
Leventhal, J. J. Dept Physics, Univ Missouri, St Louis MO 63121  
Lin, Chun C. Dept Physics, Univ Wisconsin, Madison WI 53706  
Lindinger, Werner. Univ Innsbruck, Inst f. Exp-Physik, Karl Schonherrstr 3, 6020 Innsbruck, Austria  
Long, W. H., Jr. Northrop Res & Tech Ctr, One Research Park, Palos Verdes Peninsula CA 90274  
Lorents, Donald C. SRI International, 333 Ravenswood Ave, 106B, Menlo Park CA 94025  
Lorentz, Steven. Dept Physics/Astronomy, Univ Oklahoma, Norman OK 73019  
Loyalka, S. K. Dept Nucl Eng, Univ Missouri, Columbia MO 65212  
Lu, Junqin. Rohr-Universitat, Bochum, W. Germany  
Luessen, Lawrence. Rte 1, Box 37, Fredericksburg VA 22401

Marcum, S. Douglas. Dept Physics, Miami Univ, Oxford OH 45056  
Maya, Jakob. GTE Lighting, 100 Endicott St, Danvers MA 01923  
McAfee, Ken. Bell Tel Labs, 600 Mountain Ave, Murray Hill NJ 07974  
McCorkle, Dennis. Dept Physics, Univ Tennessee, Knoxville TN 37916  
McDonald, Linda. Dept Physics/Astronomy, Univ of Oklahoma, Norman OK 73019  
McNaught, W. G. Dept Physics, Univ Manchester, Manchester, England  
Meggie, Robert. Univ Texas at Dallas, Box 688, Richardson TX 75080  
Mercure, Hubert. IREQ, Postal Code 1000, Varennes JOL 2PO, Canada  
Miller, Tom. Dept Physics/Astronomy, Univ Oklahoma, Norman OK 73019  
Moody, Steve E. Mathematical Sciences NW Inc, 2755 Northrup Way, Bellevue WA 98009  
Moore, John H. NSF, 1800 G St NW, Washington DC 20550  
Morgan, William L. Lawrence Livermore National Lab, Box 808, L472, Livermore CA 94550  
Morrison, M. Daniel. Univ Texas at Dallas, Box 688, Richardson TX 75080  
Morrison, Michael A. Dept Physics/Astronomy, Univ Oklahoma, Norman OK 73019  
Muschlitz, E.E., Jr. Dept Chemistry, Univ Florida, Gainesville FL 32611

Nighan, William L. United Tech Res Ctr, MS 90, E Hartford CT 06108  
Nygaard, Kaare. Dept Physics, Univ Missouri, Rolla MO 65401  
O'Neill, Fergus. Laser Div, Rutherford Lab, Chilton, Oxfordshire OX11-0QX, England  
Odenthal, Heinz. Univ Dusseldorf, Univ Str 1, Dusseldorf, W. Germany  
Ono, S. Musashi Inst Tech, 1-28 Tamazutsumi, Setagaya Ku, Tokyo, Japan  
Oskam, H. J. Dept Elect Eng, Univ Minnesota, 123 Church St SE, Minneapolis MN 55455

Palumbo, Louis J. Code 6540, Naval Research Lab, Washington DC 20375  
Parker, John. Dept Physics, Texas A&M, College Station TX 77840  
Parker, Gregory. Dept Physics/Astronomy, Univ Oklahoma, Norman OK 73019  
Paske, William C. Dept Physics/Astronomy, Univ Oklahoma, Norman OK 73019  
Pasternak, Tony. Lumonics Inc, 105 Schneider Rd, Kanata, Ontario, Canada K2K 1Y3  
Patrick, Richard. Avco Everett, 2385 Revere Beach Pkwy, Everett MA 02149  
Pfender, Emil. Dept Mech Eng, Univ Minnesota, 125 Mech Eng, 111 Church St SW, Minneapolis MN 55455  
Phelps, Arthur V. JILA, Campus Box 440, Univ Colorado, Boulder CO 80509

Pigache, Daniel R. ONERA, 29 Ave de la Division, LeClerc, Chatillon 92320, France  
Pitchford, Leanne. JILA, Univ Colorado, Boulder CO 80302  
Powell, Don. Dept Physics/Astronomy, Univ of Oklahoma, Norman OK 73019  
Powell, Howard T. Lawrence Livermore National Lab, Box 5508, L-470, Livermore CA 94550  
Proud, Joseph M. GTE Labs, 40 Sylvan Rd, Waltham MA 02154  
Raouf, Asad. Dept Physics, Aberystwyth, U.K.  
Ricard, Andre. Plasmas Physics Lab B212, Universite Paris-Sud, 91405 Orsay, France  
Rogoff, G.L. Westinghouse R&D Ctr, 1310 Beulah Rd, Pittsburgh PA 15235  
Ryan, Stewart. Dept Physics and Astronomy, Univ Oklahoma, Norman OK 73019

Salamo, Gregory J. Dept Physics, Univ Arkansas, Fayetteville AR 72701  
Schafer, Ralf. Phillips Forschungs-labor Aachen, Weisshausstrasse, Box 1980, D-51 Aachen, West Germany  
Scheerer, Laird D. Dept Physics, Univ Missouri, Rolla MO 65401  
Schepps, Richard. Western Research Corp, San Diego CA 92104  
Schoenbach, Karl. Texas Tech Univ, Lubbock TX 79410  
Schulz, Peter. JILA, Univ Colorado, Boulder CO 80309  
Setser, D.W. Dept Chemistry, Kansas St U, Manhattan KS 66506  
Sharpton, Francis A. NW Nazarene College, Nampa ID 83651  
Shay, Thomas. Naval Ocean Systems Ctr, San Diego CA 92152  
Sierra, Rafael. LASL, MS 533, Los Alamos NM 87545  
Slater, Richard. Avco Everett Res Lab, 2385 Revere Beach Pkwy, Everett MA 02149  
Smith, A.L.S. Dept Natural Philosophy, Univ Strathclyde, Glasgow, G4ONG Scotland  
Snow, William. Pacific Western Systems, 505 E. Evelyn Ave, Mountain View CA 94041  
Spence, David. JILA, Univ Colorado, Boulder CO 80309  
Srivastava, S. Jet Prop Lab, Cal Tech, 4800 Oak Grove Dr, Pasadena CA 91103  
St. John, Robert M. Dept Physics/Astronomy, Univ Oklahoma, Norman OK 73019  
Steph, Nick C. Dept Physics/Astronomy, Univ Oklahoma, Norman OK 73019  
Stojanoff, Chris. Desert Research Inst, Univ Nevada, Boulder City NV 89005  
Szmanda, Charles. Bell Tel Labs, 600 Mountain Ave, Murray Hill NJ 07974

Tang, Kenneth Y. SRI International, 333 Ravenswood Ave, 106B, Menlo Park CA 94025  
Taylor, Rod. National Research Council of Canada, Ottawa, Ontario K2P 0L2, Canada  
Tei, S. Musashi Inst Tech, 1-28 Tamazutsumi, Setagaya Ku, Tokyo, Japan  
Thirumalai, Devarajan. Dept Chemistry, Univ Minnesota, Minneapolis MN 55455  
Tilton, Richard. Dept Physics, Miami Univ, Oxford OH 45056  
Trainor, Daniel W. Avco Everett Res Lab, 2385 Revere Beach Pkwy, Everett MA 02149  
Trajmar, Sandor. Jet Prop Lab, Cal Tech, 4800 Oak Grove Dr, Pasadena CA 91103  
Twist, Bob. Dept Physics, Georgia Tech, Atlanta GA 30332

Vicharelli, P.A. Univ Texas Dallas, Box 688, MS NB1.1, Richardson TX 75080  
Viggiano, Albert. NOAA/ERL Aeronomy Lab, 325 S Broadway, Boulder CO 80303  
Wakalopoulos, George. Hughes Aircraft Co, CA  
Walsh, Peter J. Dept Physics, Fairleigh Dickinson Univ, 40 St Joseph Dr, Stirling NJ 07980

Weeks, Robert. Lumonics Inc, 105 Schneider Rd, Kanata, Ontario, Canada K2K 1Y3  
Weitzel, Rick. Dept Physics/Astronomy, Univ Oklahoma, Norman OK 73019  
Wells, W. E. Dept Physics, Miami Univ, Oxford OH 45056  
Wexler, Bernard L. Code 6540, Naval Research Lab, Washington DC 20375  
Wharmby, David. Thorn Lighting Ltd, Melton Rd, Leicester LE4 7PD, England  
Whitten, Barbara. Dept Physics, Rice Univ, Houston TX 77001  
Wiegand, Walter. United Tech Res Ctr, Silver Lane, E. Hartford CT 06108  
Wilcomb, Bruce. Naval Res Lab, Code 6540, Washington DC 20375  
Williams, Frazer. Dept Elect Eng, Texas Tech, Lubbock TX 79409  
Woo, S. B. Dept Physics, Univ Delaware, Newark DE 19711  
Wu, Frank. Naval Weapons Ctr, China Lake CA 93555  
Wu, Richard L.C. Brehm Lab, Wright State Univ, Dayton OH 45435  
Wyner, Elliot F. GTE-Sylvania, 100 Endicott St, Danvers MA 01923

Yamabe, Chobei. University of Colorado, JILA Campus Box 440, Boulder CO 80309  
Yatsiv, Shaul. Racah Inst Physics, Hebrew Univ, Jerusalem, Israel  
Yu, Simon. Lawrence Livermore Nat'l Lab, Livermore CA 94550

Zollweg, Robert J. Westinghouse R & D Ctr, 1310 Beulah Rd, Pittsburgh PA 15235

THIRTY-THIRD ANNUAL  
GASEOUS ELECTRONICS CONFERENCE  
OCTOBER 7-10, 1980

SPONSORED BY:

University of Oklahoma  
American Physical Society  
Division of Electron  
and Atomic Physics

ASSISTED BY:

Air Force Office of  
Scientific Research  
Office of Naval Research  
Western Electric Company,  
Oklahoma City Works

# Program and Abstracts

EXECUTIVE COMMITTEE:

L. D. SCHEARER, Chairman  
Univ. of Missouri-Rolla  
W.P. ALLIS, Honorary Chairman  
Massachusetts Inst. of Tech.  
L.P. HARRIS, Chairman Elect  
General Electric R&D Center  
R.M. ST. JOHN, Secretary  
Univ. of Oklahoma  
G.L. ROGOFF, Treasurer  
Westinghouse R&D Center  
M.F. BONESS  
Avco Everett Res. Lab  
C.A. BRAU  
Los Alamos Sci. Lab  
P.J. CHANTRY  
Westinghouse R&D Center  
J.H. JACOB  
Avco Everett Res. Lab  
E. PFENDER  
Univ. of Minnesota

LOCAL COMMITTEE:

Stanley Babb, Jr.  
Greta Fischbeck  
Helmut Fischbeck  
Frances Fowler  
Richard Fowler  
David Golden  
Paula Golden  
Leona Huffaker  
Neal Huffaker  
Jaquine Littell  
Thomas Miller  
Michael Morrison  
Greg Parker  
William Paske  
Rita Ryan  
Stewart Ryan  
Linda Steph  
Nick Steph  
Phyllis St. John  
Robert St. John



## ACKNOWLEDGMENTS

WE EXPRESS GREAT APPRECIATION TO THE MEMBERS OF THE LOCAL COMMITTEE FOR THEIR WORK IN PROVIDING MANY BEHIND-THE-SCENES SERVICES NECESSARY TO HOSTING CONFEREES AND GUESTS FROM NEARLY EVERY STATE AND A DOZEN OR MORE FOREIGN COUNTRIES.

JAQUINE H. LITTELL OF THE STAFF OF THE DEPARTMENT OF PHYSICS AND ASTRONOMY RECEIVES OUR HEARTY THANKS FOR HER EXPERT TYPING, RECEIVING MANY TELEPHONE CALLS FROM CONFEREES, AND GENERAL ASSISTANCE TO THE CONFERENCE SECRETARY.

WE ARE PLEASED TO ACKNOWLEDGE THE ENTIRE STAFF OF THE OKLAHOMA CENTER FOR CONTINUING EDUCATION FOR THE COMFORTABLE AND AMPLE FACILITIES AFFORDED THIS CONFERENCE. IN PARTICULAR WE RECOGNIZE THE WORK OF F. LEE HAYDEN, DIRECTOR, AND CINDY JOLLS, WHO ASSISTED HIM. BARBARA SPARKMAN, SUPERVISOR OF FOOD SERVICES, AND JIMMIE GARDNER, HOUSING RESERVATIONIST, RECEIVE OUR PLAUDITS FOR THEIR FINE WORK.

JOSEPHINE WILKE AND ROBBIE JAMISON OF THE ENERGY RESOURCES CENTER OF THE UNIVERSITY CONTRIBUTED SIGNIFICANTLY BY ASSISTING WITH PRESS CONFERENCES AND NEWS RELEASES. DIANE BYSTROM OF THE O.U. NEW SERVICES HAS GIVEN US EXCELLENT COVERAGE.

APPRECIATION IS EXPRESSED TO THE WESTERN ELECTRIC COMPANY, OKLAHOMA CITY WORKS, FOR FINANCIAL ASSISTANCE AND TO CLEM LEPAK WHO SERVED AS LIAISON OFFICER FOR THE COMPANY. FINANCIAL SUPPORT OF THE AIR FORCE OFFICE OF SCIENTIFIC RESEARCH AND THE OFFICE OF NAVAL RESEARCH ARE GRATEFULLY ACKNOWLEDGED.

--THE EXECUTIVE COMMITTEE

THE COVER:

"WOLF WARRIORS"

BY

DAVID WILLIAMS

COURTESY OF

THE GALLERIA

1630 WEST LINDSEY

NORMAN OK 73069

(405) 329-1225



### **David Williams**

David Williams, Kiowa-Apache-Tonkawa, has been exhibiting and winning distinguished awards for his paintings since 1960, including the Grand Award at Philbrook Art Center in Tulsa in 1973. He has entered competitions and held one-man shows all over the United States.

The artist, who attended Bacone College in Muskogee, has had his work shown in nationally distributed magazines. Williams' work was also part of the Vincent Price's Fine Art Exhibition.

Gilcrease Museum and Philbrook Art Center, both in Tulsa, are just two of the many museums that have included a David Williams in their permanent collection.

# C O N T E N T S

	<u>PAGE No.</u>
ACKNOWLEDGEMENTS . . . . .	II
THE FRONT COVER. . . . .	III
PROGRAM. . . . .	1
SESSIONS	
AA: ELECTRON COLLISIONS I . . . . .	13
AB: BREAKDOWN AND CORONA. . . . .	19
BA: ELECTRON COLLISIONS II. . . . .	25
BB: GLOW DISCHARGES AND BOUNDARY-RELATED PHENOMENA. . . . .	29
C: GLOW DISCHARGES . . . . .	34
D: WORKSHOP ON ELECTRON SCATTERING WITH EMPHASIS ON LASER APPLICATIONS. . . . .	40
EA: HEAVY PARTICLES I . . . . .	42
EB: RARE GAS HALIDE LASERS. . . . .	47
FA: HEAVY PARTICLES II. . . . .	51
FB: XENON CHLORIDE LASERS . . . . .	56
G: MERCURY BROMIDE AND INTERHALOGEN LASERS . . . . .	61
H: WORKSHOP ON KINETIC PROCESSES IN ELECTRONIC TRANSITION LASERS . . . . .	66
I: EXCITATION TRANSFER . . . . .	68
JA: DISTRIBUTIONS AND TRANSPORT PROPERTIES. . . . .	72
JB: METASTABLE REACTIONS. . . . .	77
KA: ATTACHMENT. . . . .	82
KB: PHOTON INTERACTIONS . . . . .	87
LA: ARCS I. . . . .	92
LB: ULTRAVIOLET LASERS. . . . .	97
MA: ARCS II . . . . .	101
MB: INFRARED LASERS . . . . .	106
INDEX TO ABSTRACTS . . . . .	111

33RD ANNUAL GASEOUS ELECTRONICS CONFERENCE

PROGRAM

MONDAY EVENING

OCTOBER 6, 1980

HOUSING DESK Sooner House	Open 24 hours/day
REGISTRATION Forum Building Lobby	7:30 - 10:00 P.M.
MIXER (CASH BAR) Corridor A, Forum Building	7:30 - 10:00 P.M.

Oklahoma Center for Continuing Education  
University of Oklahoma  
Norman, Oklahoma

SESSION AA ELECTRON COLLISIONS I Chairperson: C.C. Lin, Univ. Wisconsin	9:00 A.M. Room A	SESSION AB BREAKDOWN AND CORONA Chairperson: W.P. Allis, JILA and MIT	9:00 A.M. Room B
AA-1 ELECTRON EXCITATION COEFFICIENTS FOR THE $\text{Ne}(^3\text{P}_2)$ AND $\text{Ne}(^3\text{P}_1)$ STATES K. Tachibana and A.V. Phelps	(14 min)	AB-1 EFFECT OF HYDROGEN IMPURITY ON BREAKDOWN AND IONIZATION POTENTIALS FOR Ne-A MIXTURES A.K. Bhattacharya	(7 min)
AA-2 ELECTRON EXCITATION COEFFICIENTS FOR $\text{O}_2$ ( $a^1\Delta_g$ ) METASTABLES IN $\text{O}_2$ -Ar MIXTURES K. Tachibana and A.V. Phelps	(7 min)	AB-2 DEVELOPMENT OF OVERVOLTAGE BREAKDOWN AT HIGH GAS PRESSURE E.E. Kunhardt and W.W. Byszewski	(14 min)
AA-3 PRODUCTION OF EXCITED NITROGEN ATOMS BY ELECTRON-IMPACT DISSOCIATION OF $\text{N}_2$ A.R. Filippelli, F.A. Sharpton, C.C. Lin and E.T.P. Lee	(7 min)	AB-3 NANOSECOND-PULSE BREAKDOWN IN GASES AT HIGH OVERVOLTAGES E.E. Kunhardt, S. Levinson and M. Alley	(7 min)
AA-4 CLOSE-COUPLED CALCULATION OF THE $X^1\Sigma_g^+ \rightarrow B^3\Pi_g$ EXCITATION CROSS SECTIONS OF $\text{N}_2$ BY ELECTRON IMPACT T.K. Holley, S. Chung, C.C. Lin, E.T.P. Lee	(7 min)	AB-4 GASDYNAMIC INTERACTIONS IN A NON-UNIFORM HIGH PRESSURE DISCHARGE J.L. Barto and O. Biblarz	(7 min)
AA-5 THE ELECTRONIC EXCITATION SPECTRUM OF $\text{SF}_6$ C.L. Chen, P.J. Chantry and D.K. Davies	(7 min)	AB-5 PRE-SPARK CHANNEL PHENOMENA IN LASER-TRIGGERED ELECTRICAL BREAKDOWN P.F. Williams, M.A. Gundersen and A. Watson	(7 min)
AA-6 ELECTRON IMPACT MULTIPLE IONIZATION CROSS SECTIONS OF $\text{Cs}^+$ IONS R.K. Feeney and D.R. Hertling	(7 min)	AB-6 ELECTRON DENSITIES IN LASER-TRIGGERED HYDROGEN SPARKS S.K. Dhal, R.J. Crumley, P.F. Williams, E.E. Kunhardt and M.A. Gundersen	(7 min)
AA-7 DISSOCIATIVE IONIZATION BY ELECTRON IMPACT OF VIBRATIONALLY EXCITED OXYGEN B. Evans, R.M. Hobson and Jen-Shih Chang	(7 min)	AB-7 MODEL STUDIES IN POSITIVE POINT-PLANE CORONA M.N. Hirsh and R.P. Abbott	(7 min)
AA-8 TOTAL INELASTIC CROSS SECTION FOR $\text{CH}_4$ PREDICTED FROM SWARM DATA L.E. Kline	(7 min)	AB-8 PULSE CHARACTERISTICS OF POSITIVE DC CORONA IN $\text{SF}_6$ : EFFECTS OF TRACE DECOMPOSITION PRODUCTS D.A. Leep and R.J. Van Brunt	(7 min)
AA-9 ELECTRON DEPENDENCE OF THE DISSOCIATIVE RECOMBINATION COEFFICIENTS OF $\text{Ne}_2^+$ AND $\text{Ar}_2^+$ AT ELEVATED GAS TEMPERATURE R.M. Hobson, T. Maruyama, K. Keskinen, Y. Ichikawa, S. Teii, T. Kaneda and Jen-Shih Chang	(7 min)	AB-9 CORONAPHORESIS D.H. Douglas-Hamilton	(7 min)

TUESDAY MORNING

OCTOBER 7, 1980

<p>SESSION BA ELECTRON COLLISIONS II Chairperson: N. Steph. Univ. Oklahoma</p>	<p>SESSION BB GLOW DISCHARGES AND BOUNDARY-RELATED PHENOMENA Chairperson: W.H. Long, Jr., Northrup R&amp;T Ctr</p>
<p>10:50 A.M. Room A</p>	<p>10:50 A.M. Room B</p>
<p>BA-1 AUTOIONIZING STATES IN THE IONIZATION CONTINUUM OF THE RARE GASES DETERMINED FROM NEAR-THRESHOLD ELECTRON IMPACT TECHNIQUES D. Spence (20 min)</p> <p>BA-2 TEMPORARY NEGATIVE ION FORMATION IN HALOGENATED ETHYLENES P.D. Burrow, A. Modelli, N.S. Chiu and K.D. Jordan (7 min)</p> <p>BA-3 ELASTIC SCATTERING OF ELECTRONS IN NEON M.G. Menendez, J.A. Rees and E.C. Beaty (7 min)</p> <p>BA-4 EXCITATION OF THE ASYMMETRIC STRETCH OF CO<sub>2</sub> BY ELECTRON IMPACT D. Thirumalai, K. Onda and D.G. Truhlar (7 min)</p> <p>BA-5 ELECTRON COLLISION QUENCHING OF CO(V) CHEMILUMINESCENCE IN CS<sub>2</sub>/O<sub>2</sub> AND CS<sub>2</sub>/O<sub>2</sub>/N<sub>2</sub>O FLAMES M.J. Kushner, W.M. Grossman and F.E.C. Culick (7 min)</p>	<p>BB-1 THE DIFFUSION LENGTH FOR POSITIVE COLUMNS WITH NONLINEAR ELECTRON PRODUCTION AND LOSS RATES G. L. Rogoff (7 min)</p> <p>BB-2 SCHOTTKY THEORY OF THE POSITIVE COLUMN WITH ELECTRON ATTACHMENT J.H. IngoId (7 min)</p> <p>BB-3 THEORY OF A PLASMA COLUMN SUSTAINED BY A SURFACE WAVE C.M. Ferreira (7 min)</p> <p>BB-4 ELECTRODE SHEATH PREDICTIONS FOR ATTACHING GAS MIXTURES R.R. Mitchell, L.E. Kline and L.J. Denes (7 min)</p> <p>BB-5 I-V CHARACTERISTICS OF EXTERNALLY IONIZED PLASMAS IN PURE GASES P. Bletzinger (7 min)</p> <p>BB-6 FLUCTUATIONS IN GLOW DISCHARGE PARAMETERS IN NOBLE GASES W.G. McNaught and T.A. King (7 min)</p> <p>BB-7 O<sub>2</sub> DISSOCIATION MECHANISMS IN Ar + O<sub>2</sub> RF SPATTERING DISCHARGE Y. Chouan, D. Collobert and A. Ricard (7 min)</p>

LUNCH 12:00 - 1:30 P.M.

SESSION C: GLOW DISCHARGES      Chairperson: D. Pigache, ONERA, France      1:30 P.M., Forum Room

- C-1 EXPERIMENTAL AND THEORETICAL INVESTIGATION OF THE OPTOGALVANIC EFFECT IN THE HELIUM POSITIVE COLUMN  
J.E. Lawler (20 min)
- C-2 RESONANT SPECTROSCOPIC INVESTIGATIONS OF A GLOW DISCHARGE IN HELIUM  
H. Odenthal and J. Uhlenbusch (7 min)
- C-3 MEASUREMENT OF GLOW DISCHARGE PLASMA BY SELF-ABSORPTION METHOD UNDER A PLASMA NON-UNIFORMITY CONDITION  
Y. Ichikawa, R.M. Hobson, T. Maruyama and S. Teii (7 min)
- C-4 THE RADIAL DENSITY DISTRIBUTION AND ELECTRON TEMPERATURE IN A MEDIUM PRESSURE NEON POSITIVE COLUMN  
J.S. Chang, T. Maruyama, R.M. Hobson, Y. Ichikawa and S. Teii (7 min)
- C-5 METASTABLE ATOM DENSITY MEASUREMENT IN A Ne-Ar GAS MAXTURE POSITIVE COLUMN PLASMA  
T. Maruyama, Y. Ichikawa, R.M. Hobson and S. Teii (7 min)
- C-6 BASIC KINETIC PROCESSES IN NEON GAS DISCHARGE DISPLAYS  
W.L. Nighan and W.J. Wiegand (7 min)
- C-7 ULTRAVIOLET FLUORESCENCE FROM THE  $HgCl(D^2\Pi_{3/2})$  STATE IN A PULSED DISCHARGE OF  $HgCl_2$  AND NEON  
S.G. Johnson and J.M. Proud (7 min)

SESSION D  
WORKSHOP ON ELECTRON SCATTERING WITH EMPHASIS ON LASER APPLICATIONS  
Chairperson: D. Spence, Argonne National Laboratory      3:15 P.M.  
Forum Room

This workshop will include theoretical and experimental discussions on electron scattering from atoms, molecules and clusters. Both ground states and vibrationally and electronically excited state targets will be considered. Processes discussed will include vibrational excitation, electronic excitation and de-excitation, dissociative attachment, and absolute total scattering cross sections. Specific systems will include hydrogen halides and rare gas halides.

- D-1 INTRODUCTION -- D. Spence
- D-2 SHAPE RESONANCES, VIBRATIONAL EXCITATION AND DIPOLE FIELDS IN ELECTRON-MOLECULE SCATTERING  
J.L. Dehmer
- D-3 DISSOCIATIVE ATTACHMENT FROM EXCITED MOLECULES -- S.F. Wong
- D-4 THEORETICAL STUDIES OF ELECTRON COLLISIONS IN ELECTRONIC TRANSITION LASERS -- A.U. Hazi
- D-5 DETERMINATION OF ABSOLUTE ELECTRON-IMPACT CROSS SECTIONS -- S. Trajmar
- D-6 COMPOUND STATES IN ATOMS, MOLECULES, AND CLUSTERS -- R.N. Compton

8:15 P.M. Wind Ensemble Concert: Jacob Larson, Director.  
Holmberg Hall, Main Campus. No admission charge.

WEDNESDAY MORNING

OCTOBER 8, 1980

SESSION EA HEAVY PARTICLES I Chairperson: R. Johnsen, Univ. Pittsburgh	9:00 A.M. Room A	SESSION EB RARE GAS HALIDE LASERS Chairperson: K.Y. Tang, SRI International	9:00 A.M. Room B
EA-1 DRIFT TUBE STUDIES OF ION-NEUTRAL REACTIONS W. Lindinger	(20 min)	EB-1 ACCESSIBILITY OF THE KrF*(B) STATE TO LASER PHOTONS J.H. Jacob, D.W. Trainor, M. Rokni and J.C. Hsia	(7 min)
EA-2 SILICON ION CHEMISTRY IN THE IONOSPHERE D.W. Fahey, E.E. Ferguson, D.L. Albritton and F.C. Fehsenfeld	(7 min)	EB-2 STUDY OF THE KrF LASER MEDIUM AT HIGH E-BEAM PUMP RATE C.B. Edwards, F. O'Neill and M.J. Shaw	(7 min)
EA-3 REACTIONS STUDIES OF MAGNESIUM IONS B.R. Rowe, D.W. Fahey, A.A. Viggiano, D.L. Albritton, E.E. Ferguson and F.C. Fehsenfeld	(7 min)	EB-3 LONG PULSE U.V. AND I.R. LASER EMISSION FROM A LOW TEMPERATURE HIGH DENSITY SUPER-SONIC FLOW EXCITED BY AN ELECTRON BEAM STABILIZED DISCHARGE B. Forestier and B. Fontaine	(7 min)
EA-4 REACTIONS BETWEEN NEUTRALS CLUSTERED ON IONS B.R. Rowe, A.A. Viggiano and F.C. Fehsenfeld	(7 min)	EB-4 THE USE OF COMPUTER MODELING TO OPTIMIZE DISCHARGE CONDITIONS IN EXCIMER LASERS W.L. Willis, A.E. Greene, C.R. Tallman and L.A. Holdridge	(7 min)
EA-5 COLLISIONAL DETACHMENT OF He <sup>-</sup> ( <sup>4</sup> p) BY VARIOUS GASES FROM 500 TO 4000 EV M.J. Coggiola and R.V. Hodges	(7 min)	EB-5 PULSE FORMING NETWORKS FOR HIGH PRESSURE DISCHARGES W.H. Long, Jr.	(7 min)
EA-6 COLLISIONAL DISSOCIATION OF NEGATIVE CLUSTER IONS FORMED IN N <sub>2</sub> O/H <sub>2</sub> O GASEOUS MIXTURES R.L.C. Wu and T.O. Tiernan	(7 min)	EA-6 THE INFLUENCE OF DILUENT GAS ON THE ArF* FLUORESCENCE YIELD R.S.F. Chang	(7 min)
EA-7 FEATURES OF O <sup>-</sup> DETACHMENT IN GAS MIXTURES STUDIED BY A NON-STATIONARY METHOD C. Dousot, F. Bastien, E. Marode and J. Moruzzi	(7 min)		

COFFEE 10:10 - 10:40 A.M.



OCTOBER 8, 1980

WEDNESDAY MORNING

SESSION FA HEAVY PARTICLES II Chairperson: G.A. Parker, Univ. Oklahoma	10:45 A.M. Room A	SESSION FB XENON-CHLORIDE LASERS Chairperson: D. Klimek, AVCO Everett Res. Lab.	10:30 A.M. Room B
FA-1 THE STABILITY OF DOUBLY CHARGED RARE GAS MOLECULAR IONS D.L. Huestis, H. Helm, K. Stephan and T.D. Mark	(7 min)	FB-1 STUDY OF XeCl <sub>2</sub> /XeCl EXCITED STATE KINETICS USING SYNCHROTRON RADIATION EXCITATION K.Y. Tang, D.C. Lorents, R.L. Sharpless, D.L. Huestis, D. Helms, M. Durrett and G.K. Walters	(20 min)
FA-2 REACTIONS OF CO <sub>2</sub> <sup>++</sup> AT THERMAL ENERGIES A.S.M. Raouf, J.D.C. Jones, K. Birkinshaw and N.D. Twiddy	(7 min)	FB-2 ELECTRON BEAM-PUMPING OF XeCl USING VARIABLE CURRENT DENSITY H.T. Powell and R.J. Poli	(7 min)
FA-3 SELECTIVE FORMATION OF He <sup>+</sup> (n=3) IN He <sup>++</sup> -Li COLLISIONS J.L. Barrett and J.J. Leventhal	(7 min)	FB-3 KINETICS OF E-BEAM EXCITED XeCl W.L. Morgan and M.J. Pound	(7 min)
FA-4 ELECTRON TRANSFER IN COLLISIONS BETWEEN PROTONS AND PHOTOEXCITED Na(3p) C.E. Burkhardt, V.S. Kushawaha and J.J. Leventhal	(7 min)	FB-4 XeCl LONG PULSE LASER KINETICS MODEL L.A. Levin, S.E. Moody, E.L. Klosterman, J.J. Ewing and R.E. Center	(7 min)
FA-5 CHARGE TRANSFER PROCESSES DURING N <sup>+</sup> COLLISIONS C.R. Szmanda, R.S. Hozack and K.B. McAfee, Jr.	(7 min)	FB-5 LONG PULSE (200 NSEC) AVALANCHE DISCHARGE EXCIMER LASER OPERATION J. Levatter and Shao-Chi Lin	(7 min)
FA-6 CHARGE TRANSFER AND SPIN CHANGE IN Ar <sup>+</sup> + Ar R.E. Johnson, E. Sieveka and K.B. McAfee	(7 min)	FB-6 THEORETICAL MODELLING OF DISCHARGE KINETICS IN TRANSMISSION LINE DRIVEN EXCIMER LASERS Yuh-Shuh Wang and Shao-Chi Lin	(7 min)
FA-7 FOUR-BODY CONVERSION OF ATOMIC HELIUM IONS C.P. deVries and H.J. Oskam	(7 min)	FB-7 EXPERIMENTAL AND THEORETICAL PERFORMANCE CHARACTERISTICS OF AN X-RAY PREIONIZED, 100 NS DISCHARGE XeCl LASER B.L. Wexler and L.J. Palumbo	(7 min)
FA-8 ISOTOPE EFFECTS IN THE REACTIONS OF RARE GAS IONS WITH ISOTOPIIC HYDROGEN A. Pizam, I. Dotan and F.S. Klein	(7 min)		

LUNCH 12:00 - 1:30 P.M.

## SESSION G: MERCURY BROMIDE AND INTERHALOGEN LASERS

Chairperson: R. Wexler, Naval Research Laboratory

1:30 P.M., Forum Room

- G-1 SPECTROSCOPY, KINETICS AND LASER ACTION IN INTERHALOGEN MOLECULES  
M. Diegelmann, H.P. Grieneisen, F. Rebrost and K.L. Kompa (20 min)
- G-2 IC1 AND IF E STATE RADIATIVE LIFETIMES AND QUENCHING RATE CONSTANTS  
M.L. Dlabal, S.B. Hutchison and J.G. Eden (7 min)
- G-3 LASING CHARACTERISTICS OF IODINE-MONOFLUORIDE -- R.J. DeYoung (7 min)
- G-4 IF BLUE-GREEN LASER -- M.L. Dlabal, S.B. Hutchison, J.G. Eden and J.T. Verdeyen (7 min)
- G-5 OPTICAL AND ELECTRICAL CHARACTERISTICS OF E-BEAM IONIZED HgBr<sub>2</sub> DISSOCIATION LASERS  
R. Burnham and W.T. Whitney (7 min)
- G-6 INVESTIGATION OF HgBr\* EXCITATION BY X-RAY SUSTAINED DISCHARGE IN Xe/HgBr<sub>2</sub> MIXTURES  
J. Degani, M. Rokni and S. Yatsiv (7 min)
- G-7 EFFICIENT HgBr(B $\rightarrow$ X) LASER OSCILLATION IN E-BEAM CONTROLLED DISCHARGE EXCITED Xe/HgBr<sub>2</sub> MIXTURES  
R.T. Brown and W.L. Nighan (7 min)
- G-8 SMALL SIGNAL GAIN, FLUORESCENCE AND ENERGY DEPOSITION IN AN HgBr<sub>2</sub>/HgBr DISSOCIATION LASER  
T.M. Shay, F. Hansen, M.C. Jordan, D. Gookin and E.J. Schimitschek (7 min)

## SESSION H: WORKSHOP ON KINETIC PROCESSES IN ELECTRONIC TRANSITION LASERS

Chairperson: H.T. Powell, Lawrence Livermore Laboratory

3:00 - 5:30 P.M.  
Forum Room

This workshop will focus on recent experimental and analytical work in understanding important kinetic mechanisms leading to the formation of upper states of rare gas halide and mercury halide lasers. Ionic and neutral formation channels will be discussed in the context of electron beam and discharge-excited laser devices.

- H-1 NEUTRAL REACTIONS INVOLVING RARE GAS HALIDE MOLECULES -- D. Setser (15 min)
- H-2 CHARGE TRANSFER PROCESSES IN RARE GASES -- C. Collins (15 min)
- H-3 ELECTRON IONIZATION RATES IN ELECTRICAL DISCHARGE LASERS -- K. Nygaard (15 min)
- H-4 KINETIC PROCESSES IN SELF-SUSTAINED RARE GAS HALIDE AND MERCURY HALIDE LASERS -- R. Burnham (15 min)
- H-5 MODELING OF DISCHARGE-EXCITED RARE GAS HALIDE LASERS -- A. Greene (15 min)
- H-6 MODELING OF ELECTRON-BEAM-EXCITED, SHORT-PULSE KrF LASERS -- D. Klimek (15 min)

A general discussion will follow the final presentation.

EVENING OUTING 5:30 - 5:45 Bus loading for trip to COWBOY HALL OF FAME AND WESTERN HERITAGE CENTER.

A barbeque dinner will be served at the Cowboy Hall at 6:45. Following dinner we will be given a private showing of the collection. Return buses will load from 9:00 to 10:00 p.m.

SESSION I: EXCITATION TRANSFER	Chairperson: G. Salamo, Univ. Arkansas	9:00 A.M., Forum Room
I-1 LASER-INDUCED COLLISIONAL ENERGY TRANSFER -- G.A. Parker and J.C. Light		(12 min)
I-2 ENERGY POOLING IN Na(3p)-Na(3p) COLLISIONS -- V.S. Kushawaha and J.J. Leventhal		(7 min)
I-3 MEASUREMENT OF THE COLLISIONAL DE-EXCITATION RATE COEFFICIENT OF He <sub>2</sub> (d <sup>3</sup> Σ <sub>g</sub> <sup>+</sup> ) WITH He(1 <sup>1</sup> S) J.W. Parker, L.W. Anderson, W.A. Fitzsimmons and C.C. Lin		(7 min)
I-4 TEMPERATURE DEPENDENCE OF THE RATE CONSTANTS FOR THE THREE BODY QUENCHING REACTIONS IN THE KrF* LASER SYSTEM D. Klimek and J. Hsta		(7 min)
I-5 VIBRATIONAL RELAXATION OF NO(v=1-8) CREATED IN ELECTRON IRRADIATED N <sub>2</sub> /O <sub>2</sub> MIXTURES B.D. Green, G.E. Caledonia and R.E. Murphy		(7 min)

COFFEE 9:50 - 10:10 A.M.

SESSION JA DISTRIBUTIONS AND TRANSPORT PROPERTIES Chairperson: J. Ingold, General Electric	10:10 A.M. Room A	SESSION JB METASTABLE REACTIONS Chairperson: D. Fahey, NOAA, ERG	10:20 A.M. Room B
JA-1 EXTENDED BOLTZMANN ANALYSIS APPLIED TO ELECTRON SWARM EXPERIMENTS IN N <sub>2</sub> L.C. Pitchford and A.V. Phelps	(20 min)	JB-1 QUENCHING OF NEON METASTABLE ATOMS IN PURE NEON AFTERGLOWS J. Clark and A.J. Cunningham	(7 min)
JA-2 ENHANCED ELECTRON CONDUCTIVITY IN RAMSAUER GASES - MOLECULAR GAS MIXTURES: ABSOLUTE INELASTIC CROSS-SECTION CALIBRATION A. Garscadden, G.A. Duke and W.F. Bailey	(7 min)	JB-2 ENERGY TRANSFER PROCESSES IN HELIUM-COPPER AFTERGLOWS D.W. Ernie and H.J. Oskam	(7 min)
JA-3 COMPLEMENTARITY THEOREM FOR POSITION-DEPENDENT ELECTRON VELOCITY DISTRIBUTIONS P.J. Chantry	(7 min)	JB-3 PENNING IONIZATION OF Sr IN OPTOGALVANIC EFFECT R. Shuker, A. Ben-Amar, G. Erez, E. Miron	(7 min)
JA-4 BEHAVIOR OF TOWNSEND'S α/N AT HIGH E/N M. Hayashi	(7 min)	JB-4 THERMAL-ENERGY REACTIONS OF METASTABLE O <sup>+</sup> ( <sup>2</sup> D) IONS WITH O <sub>2</sub> , N <sub>2</sub> AND H <sub>2</sub> R. Johnsen and M.A. Biondi	(7 min)
JA-5 NON-LTE PLASMA RECOVERY G. Ecker	(7 min)	JB-5 REACTIONS OF O <sup>2+</sup> GROUND-STATE AND METASTABLE IONS WITH He, O <sub>2</sub> AND N <sub>2</sub> R. Johnsen and M.A. Biondi	(7 min)
JA-6 MICROWAVE INTERACTIONS OF ELECTRONS IN GLOW DISCHARGES F.T. Wu and C. Roberts	(7 min)	JB-6 EXCITATION OF THE HYDROGEN CONTINUUM IN COLLISIONS OF Ar( <sup>3</sup> P <sub>0</sub> ) WITH H <sub>2</sub> C.R. Lishawa, W. Allison and E.E. Muschlitz, Jr.	(7 min)
JA-7 MICROWAVE MEASUREMENTS ON A NEON PLASMA INDUCED BY A PROTON BEAM M. Fitaire, J. Margot, A.M. Pointu and M. Vieille	(7 min)	JB-7 PRESSURE STUDIES OF O <sub>2</sub> ( <sup>1</sup> Δ) PRODUCTION IN ELECTRICAL DISCHARGES T.R. Dooling, M. Zediker, J. Anderson, S. Nagalingam and G.H. Miley	(7 min)

BUSINESS MEETING 11:40 - 12:00, Room A

LUNCH 12:00 - 1:30 P.M.

SESSION KA: ATTACHMENT Chairperson: T. Miller, Univ. Oklahoma	1:30 P.M. Room A	SESSION KB: PHOTON INTERACTIONS Chairperson: H. Helm, SRI International	1:30 P.M. Room B
KA-1 BASIC PROCESSES IN CO <sub>2</sub> LASER PLASMAS R.A. Sierra, S.R. Foltyn, H.L. Brooks, M.C. Cornell and K.J. Nygaard	(7 min)	KB-1 STATE-SELECTIVE PHOTOLYSIS OF Cs <sub>2</sub> AND CsKr C.B. Collins, F.W. Lee, H. GoInabi, P. Vicharelli, D. Popescu and I. Popescu	(12 min)
KA-2 ATTACHMENT AND IONIZATION IN HgBr <sub>2</sub> W.J. Wiegand and L.R. Boedeker	(7 min)	KB-2 ABSORPTION PROFILES FOR TRANSITIONS TO SODIUM RYDBERG LEVELS PERTURBED BY HIGH CONCENTRATIONS OF ARGON D. Krebs and L.D. Schearer	(7 min)
KA-3 ELECTRON TRANSPORT COEFFICIENTS IN GAS MIXTURES CONTAINING HgBr <sub>2</sub> H.L. Brooks, R.A. Sierra, E. Weigold and K.J. Nygaard	(7 min)	KB-3 UV MULTIPHOTON IONIZATION OF Xe AND SEVERAL SMALL MOLECULES AT 193 AND 248 NM R.V. Hodges, L.C. Lee and J.T. Moseley	(7 min)
KA-4 MEASUREMENTS OF THE RATE COEFFICIENT FOR ATTACHMENT OF THERMAL ELECTRONS TO SF <sub>6</sub> R.W. Crompton, A.G. Robertson, K. Nygaard and R. Hegerberg	(7 min)	KB-4 OII AND NII BRANCHING RATIOS IN THE EUV M.D. Morrison and A.J. Cunningham	(7 min)
KA-5 ABSTRACT WITHDRAWN		KB-5 RADIATIVE LIFETIME MEASUREMENTS OF THE 4p <sup>3</sup> P, 4p <sup>3</sup> P AND 4d <sup>5</sup> D° MULTIPLICETS OF OXYGEN R.-L. Day, R.J. Anderson and G.J. Salamo	(7 min)
KA-6 MEASUREMENTS OF ELECTRON TRANSPORT, ATTACH- MENT, AND IONIZATION IN HCl D.K. Davies	(7 min)	KB-6 WIDE RANGE ABSOLUTE MAGNITUDE PHOTO- DETACHMENT SPECTRUM OF O <sub>3</sub> S.B. Woo, E.M. Helmy, P. Mauk and A. Paszek	(14 min)
KA-7 GROUND STATE ELECTRONIC ATTACHMENT RATES IN HCl R.C. Sze and A.E. Greene	(7 min)	KB-7 GAS PHASE STRUCTURE CONSTANTS OF NO <sub>2</sub> S.B. Woo, D. Koon, W. Clodius, E.M. Helmy and N.K. Kang	
KA-8 ELECTRON ATTACHMENT TO HALOCARBONS I. Szamrej, D.L. McCorkle, L.G. Christophorou and S.M. Spyros	(7 min)	KB-8 ZERO CORE-CONTRIBUTION CALCULATION OF THE PHOTO-DETACHMENT OF HETERONUCLEAR DIATOMIC MOLECULES W.B. Clodius, R.M. Stehman and S.B. Woo	(7 min)
OPEN HOUSE: 3:30 P.M.  SOCIAL HOUR: 6:30 P.M. BANQUET: 7:30 P.M.	DEPARTMENT OF PHYSICS AND ASTRONOMY, Main Campus SEVERE STORMS LABORATORY (NOAA), North Campus DEGOLYER HISTORY OF SCIENCE COLLECTION, University Library, Main Campus FRED JONES ART CENTER, Main Campus STOVALL MUSEUM OF SCIENCE AND HISTORY, Main Campus  Commons Restaurant, Oklahoma Center for Continuing Education Commons Restaurant, Oklahoma Center for Continuing Education GUEST SPEAKER: Professor Duane H. Roller, McCasland Professor of History, Curator of Degolyer History of Science Collection Topic: "Classical Classical Physics"		

FRIDAY MORNING

OCTOBER 10, 1980

SESSION LA ARCS I Chairperson: A.K. Bhattacharya, General Electric	SESSION LB ULTRAVIOLET LASERS Chairperson: S.G. Leslie, Westinghouse R&D
9:00 A.M. Room A (7 min)	9:00 A.M. Room B (20 min)
LA-1 OPTO-GALVANIC SPECTROSCOPY AND THERMAL RELAXATION IN HIGH-PRESSURE MERCURY AND SODIUM ARC DISCHARGES W.J. van den Hoek and J.A. Visser	LB-1 DETERMINATION OF THE EXCITATION KINETICS OF ArH* J. Shmulovich and S. Yatsiv
LA-2 PROPERTIES OF HIGH-PRESSURE SODIUM ARCS AT FREQUENCIES ABOVE 50 HZ J.W.F. Dorleijn and R.L.A. van der Heijden	LB-2 RECOMBINATION SPECTRUM IN X-RAY PHOTOIONIZED XENON AND Hg-VAPOUR J. Degani and S. Yatsiv
LA-3 CALCULATIONS OF RADIATION TRANSPORT AND TEMPERATURE PROFILE IN A METAL HALIDE LAMP CONTAINING SODIUM B.F. Jones and D.A.J. Mottram	LB-3 A GAIN PREDICTION FOR A HELIUM, NITROGEN SYSTEM BASED ON RADIATIVE COLLISIONS L.W. Downes, J.D. Kinne, S.D. Marcum, R.A. Tilton and W.E. Wells
LA-4 ON MODELING VERTICAL HIGH PRESSURE ARCS WITH AXIAL SEGREGATION OF ADDITIVES R.J. Zollweg and D.K. McLain	LB-4 TRANSIENT ABSORPTION IN ARGON AND NEON FROM 2500 Å to 3700 Å L.F. Champagne, L.J. Palumbo and R.S.F. Chang
LA-5 ACOUSTIC RESONANCES IN HIGH PRESSURE MERCURY DISCHARGES R. Schafer and H.-P. Stormberg	LB-5 LONG-PULSE N <sub>2</sub> UV LASERS AT 357.7, 380.5 AND 405.9 NM IN N <sub>2</sub> /Ar/Ne/He MIXTURE M.S. Chou and G.A. Zawadzka
LA-6 PHASE DEPENDENT PLASMA TEMPERATURE AND ELECTRICAL CONDUCTIVITY FOR INTERMEDIATE PRESSURE SODIUM ARCS E.F. Wyner and W.M. Keefe	LB-6 PLASMA SHIELDING EFFECTS ON IONIC RECOMBINATION W.L. Morgan, B.L. Whitten and J.N. Bardsley
LA-7 VOLTAGE-CURRENT RELATIONSHIP FOR PULSED ARC DISCHARGES P. Walsh, W. Lama and T. Hammond	(7 min)

COFFEE 10:10 - 10:30 A.M.

FRIDAY MORNING

OCTOBER 10, 1980

SESSION MA ARCS II Chairperson: H. Mercure, IREQ, Quebec	10:30 A.M. Room A	SESSION MB INFRARED LASERS Chairperson: A. Garscadden, Aero Propulsion Lab	10:30 A.M. Room B
MA-1 POTENTIAL PROBE MEASUREMENTS IN A BUTT-ELECTRODE VACUUM ARC WITH A TRANSVERSE MAGNETIC FIELD C.P. Scheffler, R. Dollinger, J. Sullivan and C. King	(7 min)	MB-1 FISSION FRAGMENT LASING OF Ar-Xe R.J. DeYoung and M.D. Williams	(7 min)
MA-2 CLUSTERING OF VACUUM ARC CATHODE SPOTS L.P. Harris	(7 min)	MB-2 STEADY-STATE NUMERICAL SOLUTIONS OF COMPLEX PLASMA CHEMISTRY MODELS G.L. Jones, M.A. Prelas and S.K. Loyalka	(7 min)
MA-3 EFFECT OF MAGNETIC FIELD ON TRANSPORT COEFFICIENTS OF PLASMA MAINTAINED BY CW CO <sub>2</sub> LASER J. Kurzyna	(7 min)	MB-3 THEORETICAL ANALYSIS OF A POTENTIAL ELECTRICALLY PUMPED OXYGEN-IODINE LASER D. Pigache, J. Bonnet, D. David and G. Fournier	(7 min)
MA-4 ARCS IN HIGH SPEED FLOWS T.F. Bernecki, Y.C. Lau and D.M. Benenson	(7 min)	MB-4 KINETIC MODELING OF FAST-AXIAL-FLOW CO <sub>2</sub> EDL'S R.E. Beverly III	(7 min)
MA-5 POWER LOSSES FROM A DC SF <sub>6</sub> ARC IN GAS FLOW Y. Chien and A. Lee	(7 min)	MB-5 PLASMA KINETIC EFFECTS OF THE ADDITION OF OXYGEN TO CO LASER DISCHARGES G.A. Murray and A.L.S. Smith	(7 min)
MA-6 EXPERIMENTAL DETERMINATION OF THE POPULATION DENSITIES OF THE Ar 3p <sup>5</sup> 4p-3p <sup>5</sup> 4s STATES IN THE NON-EQUILIBRIUM REGION OF A FLUID TRANSPIRATION ARC H.J. Daams, C.G. Stojanoff	(7 min)	MB-6 HIGH FREQUENCY OPTO-GALVANIC LASER STABILISATION A.L.S. Smith and S. Moffatt	(7 min)
MA-7 PLASMA JET MOMENTUM IN A TIP-PLANE ARC CONFIGURATION J. Converti, W.C. Unkel	(7 min)	MB-7 VIBRATIONAL TEMPERATURE OF N <sub>2</sub> X <sup>+</sup> Σ <sub>g</sub> <sup>+</sup> STATE IN A WEAKLY IONIZED NITROGEN PLASMA S. Ono and S. Tei	(7 min)
MA-8 ELECTRIC ARC RADIUS AND CHARACTERISTICS Ta-Ming Fang	(7 min)		

ADJOURN 12:00 NOON



SESSION AA

9:00 A.M., TUESDAY, OCTOBER 7, 1980

Room A

ELECTRON COLLISIONS I

CHAIRPERSON: C. C. LIN

UNIVERSITY OF WISCONSIN



AA-1 Electron Excitation Coefficients for the Ne( $^3P_2$ ) and Ne( $^3P_1$ ) States,\* - K. TACHIBANA\*\* and A. V. PHELPS†, JILA, U. of Colorado and NBS. -- Excitation coefficients for the  $^3P_2$  and  $^3P_1$  states of Ne have been measured by combining electron drift tube and laser absorption techniques. The drift tube<sup>1</sup> is fitted with mirrors to obtain a  $\sim 2$  m absorption path. The dye laser ( $\sim 200$  MHz width) could be scanned or locked to the peak of the absorption profile. Steady-state absorption of the 588.2 and 614.3 nm lines varied from 0.05 to 4% and the  $^3P_2$  density from  $10^{12}$  to  $10^{14}$  m<sup>-3</sup>.  $^3P_2$  excitation coefficients per unit distance and per atom varied from  $7 \times 10^{-24}$  m<sup>2</sup> at  $E/N = 2 \times 10^{-21}$  V m<sup>2</sup> to  $7 \times 10^{-22}$  m<sup>2</sup> at  $E/N = 2.5 \times 10^{-19}$  V m<sup>2</sup>, i.e., from 30 to 15% of our calculated total excitation coefficients. Excitation coefficients for the Ne( $^3P_1$ ) resonance state measured using the 609.6 nm line are about 15% of calculated excitation coefficients.

\*Partly supported by DARPA, ONR Contract N00014-76-C0123.  
\*\*On leave from Kyoto Technical University, Kyoto, Japan.  
†Staff member, Quantum Physics Division, NBS & Lecturer, Dept. of Physics, U. of Colorado.  
<sup>1</sup>S. A. Lawton and A. V. Phelps, J. Chem. Phys. 69, 1055 (1978).

AA-2 Electron Excitation Coefficients for O<sub>2</sub>( $a^1\Delta_g$ ) Metastables in O<sub>2</sub>-Ar Mixtures,\* - K. TACHIBANA\*\* and A. V. PHELPS†, JILA, U. of Colorado and NBS. -- Excitation coefficients for O<sub>2</sub>( $a^2\Delta_g$ ) metastables have been determined from the 1.27  $\mu$ m emission from an electron drift tube.<sup>1</sup> The mixtures contained 1 to 5% O<sub>2</sub> in Ar at total densities from  $10^{24}$  to  $2 \times 10^{25}$  m<sup>-3</sup>. Maximum 1.27  $\mu$ m signals at the intrinsic-Ge detector were  $10^{-10}$  to  $10^{-8}$  W/m<sup>2</sup>. 1.27  $\mu$ m transients yield a diffusion coefficient-gas density product of  $2.8 \times 10^{20}$  m<sup>-1</sup> sec<sup>-1</sup> and collisional destruction coefficients of  $1.6 \times 10^{-24}$  m<sup>3</sup>/sec for O<sub>2</sub> and  $2.8 \times 10^{-26}$  m<sup>3</sup>/sec for Ar. Experimental excitation coefficients for 1% O<sub>2</sub> and  $3 \times 10^{-22} < E/N < 10^{-20}$  V m<sup>-2</sup> are about 130% of calculations using our O<sub>2</sub> cross sections<sup>1</sup> and recent Ar momentum transfer cross sections.<sup>2</sup> Cascading from higher O<sub>2</sub> states was assumed to be 100% efficient. For 5% O<sub>2</sub> and  $6 \times 10^{-22} < E/N < 10^{-20}$  V m<sup>2</sup> the experimental coefficients are 60-80% of calculations.

\*Supported in part by AFAPL, Wright-Patterson AFB.  
\*\*On leave from Kyoto Technical University, Kyoto, Japan.  
†Staff member, Quantum Physics Division, NBS & Lecturer, Dept. of Physics, U. of Colorado.  
<sup>1</sup>S. A. Lawton and A. V. Phelps, J. Chem. Phys. 69, 1055 (1978).  
<sup>2</sup>H.B. Milloy et al., Australian J. Phys. 30, 61 (1977).

AA-3 Production of Excited Nitrogen Atoms by Electron-Impact Dissociation of N<sub>2</sub>.\* A. R. FILIPPELLI, F. A. SHARPTON,† CHUN C. LIN, U. of Wisconsin-Madison, and EDWARD T. P. LEE, Air Force Geophysics Laboratory-- Production of excited nitrogen atoms in the <sup>4</sup>S, <sup>4</sup>P, <sup>4</sup>D, <sup>4</sup>F, <sup>2</sup>P, <sup>2</sup>D terms of the 2p<sup>2</sup>3p, 2p<sup>2</sup>3d, 2p<sup>2</sup>4d, and 2p<sup>2</sup>3p' configurations by electron-impact dissociation of N<sub>2</sub> is studied by measuring the optical excitation functions of emission lines of the types 3p→3s, 3d→3p, 4d→3p, 3p'→3s'. The peak values of the optical cross sections (term-to-term) are generally within the range of 3x10<sup>-18</sup> to 7x10<sup>-20</sup>cm<sup>2</sup>. The excitation functions exhibit a broad maximum at 90 eV with a structure at about 35 eV suggestive of two distinct mechanisms for producing the excited atoms. We have characterized the nature of the excited electronic states of N<sub>2</sub> that are mainly responsible for the dissociation process, and used them to explain the key features of the excitation functions at low energies.

\*Work supported in part by the Air Force Office of Scientific Research.

†Present Address: Northwest Nazarene College, Nampa, ID.

AA-4 Close-coupling Calculation of the X<sup>1</sup>Σ<sub>g</sub><sup>+</sup> → B<sup>3</sup>Π<sub>g</sub> Excitation Cross Sections of N<sub>2</sub> by Electron Impact.\*<sup>g</sup> THOMAS K. HOLLEY, SUNGGI CHUNG, CHUN C. LIN, U. of Wisconsin-Madison, and EDWARD T. P. LEE, Air Force Geophysics Lab.--Theoretical calculations for the X<sup>1</sup>Σ<sub>g</sub><sup>+</sup> → B<sup>3</sup>Π<sub>g</sub> excitation cross sections of the nitrogen molecule by electron impact have been performed by using the close-coupling method and R-matrix method. All the direct- and exchange-potential terms are computed in an ab initio manner by means of the Gaussian technique. The scattered-wave functions are constrained to be orthogonal to all orbitals of the target N<sub>2</sub> states, and allowance has been made for terms corresponding to the negative ion N<sub>2</sub><sup>-</sup>(<sup>2</sup>Π<sub>g</sub>). The computed cross sections are substantially enhanced by inclusion of the N<sub>2</sub><sup>-</sup>(<sup>2</sup>Π<sub>g</sub>) terms.

\*Work done at U. of Wisconsin-Madison is supported by Air Force Geophysics Laboratory, Air Force System Command.

AA-5 The Electronic Excitation Spectrum of SF<sub>6</sub>. C.L. CHEN, P.J. CHANTRY and D.K. DAVIES, Westinghouse R&D Center.--The large attachment cross section for very low energy electrons in SF<sub>6</sub> provides the basis of the electron scavenger technique<sup>1</sup> for studying threshold electron impact excitation spectra. By measuring the SF<sub>5</sub><sup>-</sup> signal as a function of electron energy and pressure the technique is applied here to SF<sub>6</sub> itself, the relevant spectrum being identified by its p<sup>2</sup> dependence. Peaks are observed at 11.4, 13.3, and 14.7 eV, corresponding to previously reported electron impact energy loss spectra.<sup>2,3</sup> In addition, a weaker band at ~6 eV is detected, corresponding to an excitation cross section approximately a factor of five smaller than the higher energy processes. Weak optical absorption has been reported<sup>4</sup> in this region, but from a separate optical absorption experiment we place an upper limit of  $4 \times 10^{-24}$  cm<sup>2</sup> on the absorption cross section at 2175 Å.

<sup>1</sup>R.K. Curran, J. Chem. Phys. 38, 780 (1963).

<sup>2</sup>J.A. Simpson et al., J. Chem. Phys. 44, 4403 (1966).

<sup>3</sup>S. Trajmar and A. Chutjian, J. Phys. B: Atom, Molec. Phys. 10, 2943 (1977).

<sup>4</sup>T.K. Lin et al., J. Chem. Phys. 19, 71 (1951).

AA-6 Electron Impact Multiple Ionization Cross Sections of Cs<sup>+</sup> Ions.\* R.K. FEENEY and D.R. HERTLING, Georgia Institute of Technology.--Absolute cross sections for the electron impact double, triple and quadruple ionization of Cs<sup>+</sup> ions have been experimentally determined as a function of incident electron energy from below threshold to approximately 5000 eV. The measurements were accomplished with a crossed beam facility operating in the pulsed beam mode. The electron source was a modified 6L6GC vacuum tube operated to yield approximately 1 mA. of electron current. A thermionic-type ion source typically produced a collimated ion beam of 30 nA. The two beam current distributions were determined immediately prior to collision by means of a movable slit scanner. After interacting with the electron beam the ion beam charge state components were separated in a two-stage, parallel plate electrostatic analyzer. Numerous consistency checks were performed to evaluate possible sources of experimental error.

\*Work partially supported by Union Carbide.

AA-7 Dissociative Ionization by Electron Impact of Vibrationally Excited Oxygen - B. EVANS and R.M. HOBSON, York University, Canada and JEN-SHIH CHANG, McMaster University, Canada -- The dissociative ionization of  $O_2$  by electron impact was studied for vibrational temperature from  $1500^\circ K$  to  $6100^\circ K$  and electron energies from 50-500eV. The vibrationally excited  $O_2$  was obtained by the use of a shock heated molecular beam<sup>1</sup>. The vibrational temperature was determined by the theory of Evans et al.<sup>2</sup> The "reflection method" has been extended to estimate the variation of the dissociative ionization cross section with vibrational temperature. Theoretical prediction shows that the cross section for dissociative ionization for  $O_2$  increases with vibrational temperature. The experimental results are consistent with theory to ~20% from the room temperature value in the range considered.

1. B. Evans, R.M. Hobson, J.S. Chang, and K. Teshima, Shock Tubes and Waves ed. Lifshitz and Rom, 1980 p.571
2. B. Evans, R.M. Hobson, A. Yau, J.S. Chang, Bull. Am. Phys. Soc. (1980) 25 p. 112
3. G. Herzberg, "Molecular Spectra and Molecular Structure." Vol. II Van Nostrand Inc., N.Y. (1950)p391

AA-8 Total Inelastic Cross Section for  $CH_4$  Predicted From Swarm Data,\* L. E. KLINE, Westinghouse R&D -- Coefficients for electron transport and electron impact excitation, dissociation, attachment and ionization in  $CH_4$  have been predicted by numerically solving the Boltzmann equation to find the electron energy distribution. The required input cross sections were taken from the literature for all collision processes except dissociation and electronic excitation. A combined cross section for the last two processes was inferred by taking the dissociation cross section of Ref. 1 and adjusting its magnitude until the predicted net ionization coefficient (ionization minus attachment) agreed with measured values<sup>2</sup>. The resulting peak cross section is  $9.5 \times 10^{-16} \text{ cm}^2$ . This value is twice the value measured for dissociation alone in Ref. 1 by observing the decrease in  $CH_4$  pressure as dissociation products are removed by a getter. The results of the present calculations are inconsistent with the much smaller cross sections ( $10^{-19}$  to  $10^{-18} \text{ cm}^2$ ) measured by observing optical radiation or excited particle production.

\*Supported by U.S. Air Force Contract F33615-78-C-2010

1. H. F. Winters, J. Chem. Phys. 63, 3462 (1975).
2. A. H. Cookson et. al, Brit. J. Appl. Phys., 17, 891(1966).

AA-9 Electron Dependence of the Dissociative Recombination Coefficients of  $\text{Ne}_2^+$  and  $\text{Ar}_2^+$  at elevated gas temperature - R.M. HOBSON, T. MARUYAMA, K. KESKINEN, Y. ICHIKAWA, York University, Canada, S. Teii, Musashi Institute of Technology, Japan, T. Kaneda and Jen-Shih Chang, McMaster University, Canada -- The dissociative recombination coefficient of  $\text{Ne}_2^+$  and  $\text{Ar}_2^+$  was measured for gas temperatures between 1500 and 3000 and electron temperatures between 2000°K and 10,000°K. The r.f. produced plasma was shock heated in a 4 cm i.d. low pressure shock tube. The electrons were heated independently of the gas and ions by using a focussed microwave beam. The charge density decay and electron temperature were measured by using double and triple probes, respectively. The dissociative recombination coefficients are determined by fitting the experimental results to computer generated solutions. The experimental result shows that if we express the dependence of the recombination coefficient on electron temperature  $T_e$  as a power law, i.e.  $T_e^{-\gamma}$ , no single power law dependence holds over the range of measurement for both  $\text{Ne}_2^+$  and  $\text{Ar}_2^+$ ,  $\gamma$  ranges between 0.1 and 0.5 for  $\text{Ne}_2^+$ .  $\gamma$  increases with increasing electron temperature.  $\text{Ar}_2^+$  was found to have a similar dependence on  $T_e$  at this elevated gas temperature.

SESSION AB

9:00 A.M., TUESDAY, OCTOBER 7, 1980

Room B

BREAKDOWN AND CORONA

CHAIRPERSON: W. P. ALLIS  
JOINT INSTITUTE FOR LABORATORY ASTROPHYSICS  
AND MASSACHUSETTS INSTITUTE OF TECHNOLOGY

AB-1 Effect of Hydrogen Impurity on Breakdown and Ionization Potentials for Ne-A Mixtures.

A.K. BHATTACHARYA, GE, Lighting Business Group, Nela Park, Cleveland, OH 44112 --The effect of  $H_2$  on the breakdown potentials and Townsend ionization coefficients for Ne-A mixtures were measured by the luminous-flux method. Both argon and hydrogen form Penning mixtures with neon. The breakdown potentials for Ne-A gas mixtures are determined by the Penning reaction,  $Ne^m + A \rightarrow Ne + e + A^+$ , between metastable neon ( $Ne^m$ ) and ground state A atoms. At low  $H_2$  concentrations (<0.1%) the BD potentials and Townsend ionization coefficients are unaffected. At higher  $H_2$  levels (>0.1%), increase in BD potential caused by the lowering of the Townsend ionization coefficients depends upon the value of the product,  $p d$ , of the fill pressure ( $p$ ) and the electrode separation ( $d$ ). This is due to (1) lowering of electron average energy which determines  $Ne^m$  density, and (2) non-ionizing reaction,  $Ne^m + H_2 \rightarrow H^*(n=3) + H + Ne$ , competing with the Penning reaction between  $Ne^m$  and A atoms.

AB-2 Development of Overvoltage Breakdown at High Gas Pressure, E. E. KUNHARDT and W. W. BYSZEWSKI, Texas Tech University\*-- A model for the development of electrical breakdown in high pressure gases is presented. It describes the initial phases of breakdown in the regime where the Townsend avalanche mechanism does not apply. In the model, the energy distribution function for electrons in the advancing avalanche is assumed to have two components: the fast and the slow electrons. The fast electrons "run away" from the avalanche, but are "trapped" at various distances ahead of the avalanche, depending on the energy of the electrons and the properties of the avalanche and the background gas. This mechanism plays the fundamental role in increasing the speed of propagation of the avalanche when the applied voltage is  $\approx$  20 percent over the self breakdown voltage. In light of this model a brief discussion of experimental results is given.

\*This work was supported by the Naval Surface Weapons Center, Dahlgren, VA, under the contract No. N60921-79-C-A187 and in part by the Air Force Office of Scientific Research under Contract No. AFOSR 76-3124A.

AB-3 Nanosecond-Pulse Breakdown in Gases at High Over-voltages - E.E. KUNHARDT, S. LEVINSON, and M. ALLEY, Texas Tech University\* -- Physical insight into the breakdown initiation processes and the formation time of nanosecond-pulse discharges in a homogeneous-field gap may be inferred from the study of the observational delay time. In this paper, we report the results of experiments carried out to measure the observational delay time as a function of gas pressure (up to 1600 Torr) and percent overvoltage (up to 1200%). The experiments were carried out in an evacuable spark gap chamber that forms part of a coaxial line system. Trapezoidal voltage pulses in the range of 50 to 160 kV and 50 ns duration, with 4 ns risetime were applied to the gap. The electrode separation can be varied up to 3 cm. Briefly, the results indicate that there is a minimum in the mean delay time as a function of percent overvoltage. This implies that there are conditions of overvoltage for which avalanche development is optimum. The implication of these results as to the nature of the pre-breakdown processes will be discussed.

\* This work was supported by the Naval Surface Weapons Center, Dahlgren, Va. under Contract No. N60921-79-C-A187.

AB-4 Gasdynamic Interactions in a Non-Uniform High Pressure Discharge. J. L. Barto and O. Biblarz,\* U.S. Naval Academy. -- A study of current ( $I_b$ ) and voltage ( $V_b$ ) at breakdown for a high pressure corona discharge with a subsonic stabilizing flow is reported. Gasdynamic interactions change breakdown properties in a highly stressed anode with a grounded plate cathode. The current direction is parallel or anti-parallel to the flow. Both  $I_b$  and  $V_b$  have been found to increase and decrease, not necessarily in phase, nor by the same amounts, as a function of flow speed and turbulence intensity in a complicated fashion. An "anode extension" model has been developed which describes most of the characteristic variations in the breakdown properties. This model is more sophisticated than previous ones<sup>1</sup> in that it reflects dominant processes through a wide range of velocities and turbulence intensities for both flow orientations.

\*Naval Postgraduate School, Monterey, CA.

<sup>1</sup> O. Biblarz, J. L. Barto, and H. A. Post, "Gas Dynamic Effects on a Diffuse Electrical Discharge in Air," Isr. J. Tech. 15,59 (1977).



AB-5 Pre-Spark Channel Phenomena in Laser-Triggered Electrical Breakdown - P.F. WILLIAMS, and M.A. GUNDERSEN, TEXAS TECH U., and A. WATSON, U. of WINDSOR\* -- The behavior of a number of simple gases undergoing laser-triggered electrical breakdown has been investigated. In hydrogen, pre-spark gap current oscillograms are qualitatively similar to corresponding results in conventional over-volted gaps. Also in hydrogen the delay between arrival of the triggering laser pulse and the closure of the gap by a spark was accurately given by an exponential function of E/P. In other gases, deviations from a simple dependence on E/P were observed.

\*Supported by U.S.A.F.O.S.R. Grant No. F49620-79-C-0118

AB-6 Electron Densities in Laser-Triggered Hydrogen Sparks - S.K. DHALI, R.J. CRUMLEY, P.F. WILLIAMS, E.E. KUNHARDT, and M.A. GUNDERSEN, Texas Tech U.\* -- Stark broadening measurements of the  $H_{\beta}$  emission line were used to determine the temporally and spatially resolved electron density in laser-triggered hydrogen sparks. Our computer-controlled data acquisition allowed us to Abel transform entire spectra on a point by point basis. Subsequent line shape comparison with theoretical profiles provided an independent check on system linearity and on transform accuracy. The data are consistent with a simple hydrodynamic model of spark channel evolution.

\*Supported by U.S. A.F.O.S.R. Grant No. F49620-79-C-0118

AB-7 Model Studies in Positive Point-Plane Corona,  
M. N. HIRSH\* and R. P. ABBOTT\*\*, U. Minnesota, Morris--  
An analytical expression has been derived for the axial  
electric field in the space charge zone of the positive  
point-plane corona in air as a function of continuous  
current and positive ion mobility. At high currents,  
this yields a discharge characteristic  $I=k(V-V_0)^2$ , which  
agrees with experiments and yields a positive ion  
mobility on the order of  $2.5 \text{ cm}^2/\text{Vsec}$ . Numerical  
integration of the exact field over the space charge  
region yields values for the voltage drop across the  
ionization zone, and ion mobility values consistent  
with the asymptotic result. A model of positive ion-  
electron kinetics and transport has been developed  
which appears to explain the ionization zone voltage  
drop, and to yield a criterion for spark breakdown in  
terms of the electric field gradient at the point.  
An expanded model which also includes negative ions  
is currently being developed, which promises to yield  
a field-dependent criterion for streamer onset.

Present addresses:

\*Laboratory for Laser Energetics, University of Rochester.

\*\*E.E. Department. University of Minnesota

AB-8 Pulse Characteristics of Positive DC Corona in  
SF<sub>6</sub>: Effects of Trace Decomposition Products - D.A. LEEP  
and R.J. VAN BRUNT, National Bureau of Standards\* --  
Point-plane positive dc corona in pure SF<sub>6</sub> at pressures  
of (50-500)kPa occurs predominantly as pulse bursts,  
the characteristics of which depend on gas pressure and  
applied voltage. Measured corona pulse height  
distributions and rates of occurrence were found to be  
sensitive to gas composition, which was monitored by a  
gas chromatograph-mass spectrometer. Corona-induced  
decomposition of SF<sub>6</sub> in the presence of trace amounts of  
moisture was found to produce SOF<sub>2</sub>, SO<sub>2</sub>F<sub>2</sub> and other polar  
molecules. As decomposition progresses and relative  
concentrations of polar molecules increase, the corona  
pulses become smaller and more isolated, i.e., the burst  
activity disappears. It is speculated that these changes  
in corona characteristics are related to the effect of  
trace concentrations of polar molecules on development  
of positive ion space charge in the gap.

\*Work supported by the Division of Electric Energy  
Systems, Department of Energy.

AB-9 Coronaphoresis - D. H. DOUGLAS-HAMILTON, Avco Everett Research Lab. Inc. -- An effect analogous to electrophoresis occurs in corona discharges. Ionization of gas in a corona is followed by rapid charge transfer to the lowest ionization-potential material present. This material, carrying the charge, can then be swept out of the gas electrostatically. In this way host gases can be purified of contaminants to extremely high purity levels, since contaminants frequently have lower ionization potentials than the host gas. A theoretical model of this effect has been derived, and an experiment was designed to detect the phenomenon; experimental results confirming the existence of the coronaphoresis effect in mixtures of He, N<sub>2</sub> and O<sub>2</sub> will be described, in which the results obtained were close to the theoretical predictions.

SESSION BA

10:50 A.M., TUESDAY, OCTOBER 7, 1980

Room A

ELECTRON COLLISIONS II

CHAIRPERSON: N. C. STEPH  
UNIVERSITY OF OKLAHOMA

BA-1 Autoionizing States in the Ionization Continuum of the Rare Gases Determined from Near-Threshold Electron Impact Techniques.\* D. SPENCE, Argonne National Laboratory.--Identification and energy locations of neutral autoionizing states obtained from a variety of near-threshold electron impact techniques are examined. We find: 1) Structures observed in electroionization spectra<sup>1</sup> are shifted in energy by "post-collision interactions" (PCI), but are not subject to misinterpretation by Feshbach resonances; 2) structures in broadband photon<sup>2</sup> spectra, conversely, appear not to be subject to PCI, but the spectra are dominated by resonance structures leading to misidentification of the observed structures.

\*Work performed under the auspices of the U.D. Dept. of Energy.

<sup>1</sup>E. Bolduc, J. J. Quemener and P. Marmet, J. Chem. Phys. 57, 1957 (1971).

<sup>2</sup>P. Veillette and P. Marchand, Can. J. Phys. 54, 1208 (1976).

BA-2 Temporary Negative Ion Formation in Halogenated Ethylenes - P.D. BURROW, A. MODELLI, N.S. CHIU, U. of Nebraska and K.D. JORDAN, U. of Pittsburgh\*--The electron affinities for addition of an electron into the lowest unfilled  $\pi^*$  orbitals of the chloroethylenes have been measured by electron transmission spectroscopy.<sup>1</sup> As expected from simple arguments, the negative ions are stabilized upon chlorine substitution. A new resonance in the electron scattering cross section of each of the compounds is observed which we attribute to temporary occupation of the C-C  $\sigma^*$  orbital. This assignment is supported by the opposite behavior of the  $\pi^*$  and  $\sigma^*$  resonances under fluorine substitution.<sup>2</sup>

\*Supported by NSF and PRF.

<sup>1</sup>L. Sanche and G.J. Schulz, Phys. Rev. A5, 1672 (1972).

<sup>2</sup>N.S. Chiu, P.D. Burrow and K.D. Jordan, Chem. Phys. Letters 68, 121 (1979).

BA-3 Elastic Scattering of Electrons in Neon - M. G. MENENDEZ,\* J. A. REES† and E. C. BEATY,‡ JILA, Univ. of Colo. & NBS--The differential cross section (DCS) for elastic scattering in neon shows a pronounced minimum at angles near  $100^\circ$ , for electron energies in the range 50 to 100 eV. The energy at which this minimum is deepest is the critical energy,  $E_c$ , and its prediction is a sensitive test of theory. For energies close to  $E_c$  the electrons scattered at angles close to the critical angle will be highly polarized. A previous measurement<sup>1</sup> of  $E_c$  for neon differed significantly from calculated values. The present work reports DCS measurements for angles between  $20^\circ$  and  $135^\circ$  at energies of 50 to 100 eV. The critical energy is deduced to be  $(64.0 \pm 1.0)$  eV, the corresponding critical angle being  $(102.0^\circ \pm 0.5^\circ)$ . These values are in excellent agreement with values predicted<sup>1</sup> from theoretical data.<sup>2,3</sup>

\*JILA Visiting Fellow, 1979-80. Permanent address: Univ. of Georgia

†Permanent address: Univ. of Liverpool, U.K.

‡Staff Member, Quantum Physics Division, NBS.

<sup>1</sup>K.J. Kollath and C.B. Lucas, Z. Physik A292, 215 (1979).

<sup>2</sup>D.W. Walker, Adv. Phys. 20, 257 (1971).

<sup>3</sup>K. Blum and P.G. Burke, J. Phys. B 8, L410 (1975).

BA-4 Excitation of the Asymmetric Stretch of CO<sub>2</sub> by Electron Impact - DEVARAJAN THIRUMALAI, KUNIZO ONDA, and DONALD G. TRUHLAR, Univ. of Minnesota.\*--Differential, integral, and momentum-transfer cross sections have been calculated for elastic scattering, rotational excitation, and excitation of the 001 asymmetric stretch mode of CO<sub>2</sub> by electron impact at 10 eV. We carried out rotational close coupling calculations involving up to 36 channels for the equilibrium geometry and up to 50 channels for an asymmetric geometry. Then we calculated vibrational excitation cross sections by the vibrational sudden approximation. The electron-CO<sub>2</sub> potential included a static-plus-polarization potential calculated by the INDOX/1s/AAP method and a local exchange potential calculated from the semiclassical exchange approximation and the polarized electron density. The differential cross section for vibrational excitation agrees well with experiment. The integral cross sections (in  $a_0^2$ ) for transitions to various final states ( $v', j'$ ) from the ground state are: 25.1 (0,0), 25.7 (0,2), 9.2 (0,4), 3.0 (0,6), 1.3 (0,8), 0.76 (1,1), 0.16 (1,3), 0.013 (1,5), and 0.005 (1,7).

\* Supported in part by NSF grant no. CHE77-27415.

BA-5 Electron Collision Quenching of CO(v) Chemiluminescence in CS<sub>2</sub>/O<sub>2</sub> and CS<sub>2</sub>/O<sub>2</sub>/N<sub>2</sub>O Flames\* - M. J. KUSHNER, Sandia National Labs; W. M. GROSSMAN and F. E. C. CULICK, Calif. Inst. of Technology--The reactions  $O+CS_2 \rightarrow CS+SO$  and  $O+CS \rightarrow CO(v)+S$  create vibrationally excited carbon monoxide and form the basis of the CO flame laser. We applied a transverse glow discharge to CS<sub>2</sub>/O<sub>2</sub> and CS<sub>2</sub>/O<sub>2</sub>/N<sub>2</sub>O flames and observed changes in the CO(v) distribution for evidence of electron collision transfer between excited vibrational states. We found that the CO(v) distributions were thermalized by the discharge, the effect being particularly severe in CS<sub>2</sub>/O<sub>2</sub>/N<sub>2</sub>O flames. An analysis was performed in which the change in the rate of population due to the applied discharge was calculated. From this analysis we suggest that superelastic electron collisions by which molecules cascade to lower vibrational levels by successive electron collisions is the cause of the quenching.

\*This work supported by U.S. Dept. of Energy.

SESSION BB

10:50 A.M., TUESDAY, OCTOBER 7, 1980

ROOM B

GLOW DISCHARGES AND BOUNDARY-RELATED PHENOMENA

CHAIRPERSON: W.H. LONG, JR.

NORTHROP RESEARCH AND TECHNOLOGY CENTER



BB-1 The Diffusion Length for Positive Columns with Nonlinear Electron Production and Loss Rates. GERALD L. ROGOFF, Westinghouse R&D Center--The characteristic diffusion length is of limited use for steady-state positive columns with electron production and loss rates linear and quadratic in electron density. For this case, however, the average density  $\bar{n}_e$  is accurately characterized by a diffusion length  $\Lambda_r$  defined such that  $\Lambda_r^{-2}$  is the spatial average of  $-\nabla^2 n_r / n_e$ . Thus for an axially-uniform column,  $\Lambda_r^{-2} = S/A$ , where  $S$  is the integral of  $-\nabla^2 n_e / n_e$  over the arbitrarily-shaped column cross section, and  $A$  is the cross-sectional area. The length  $\Lambda_r$  accounts for the average diffusion loss rate for all possible signs and relative magnitudes of the coefficients of the linear rate ( $\nu$ ) and the quadratic rate ( $k$ ).  $S$  is unlimited in magnitude; and for  $\nu < 0$ ,  $S$  can be negative.<sup>1</sup> Thus  $\Lambda_r$  cannot always be viewed as a simple measure of the effective size of the container. Moreover, for  $\nu = 0$ ,  $\Lambda_r$  cannot be used to determine the electron temperature or operating electric field, since  $k$  is independent of  $\Lambda_r$ . Note that the above expression separates the influences of column shape<sup>1</sup> (in  $S$ ) and column size ( $A$ ). Values of  $S$  are available for circular and rectangular column cross sections.<sup>1</sup>

<sup>1</sup>G. L. Rogoff, J. Appl. Phys. 51, 3144 (1980).

BB-2 Schottky Theory of the Positive Column with Electron Attachment. J.H. INGOLD, General Electric Co. Cleveland, OH 44112. -- The Schottky theory of the low pressure positive column is extended to include negative ions formed by electron attachment to electronegative particles. Analytic solutions for the spatial distributions of charged particles in slab geometry are given. For example, when the density of negative ions is ten or more times the electron density, then the spatial distribution of electron density is calculated to be flat over most of the discharge cross-section, as observed by Thompson.<sup>1</sup> In no case is the ratio of negative ion density to electron density constant over the discharge cross-section, as is frequently assumed. However, another assumption that is frequently made—namely, that electrons and negative ions are in Boltzmann equilibrium with the space charge field—is shown to be valid in most cases. Other peculiarities of the positive column with negative ions are discussed.

<sup>1</sup>J. B. Thompson, Proc. Phys., Soc. (London) 73, 818 (1959).

BB-3 Theory of a Plasma Column Sustained by a Surface Wave - C.M. FERREIRA, Lab. Physique des Gaz et des Plasmas, Univ. Paris-Sud, Orsay, France--A self-consistent theory of a cylindrical plasma column sustained by a surface wave has been derived which gives absolute values and radial profiles of electron density, electron temperature, HF electric field intensity and atomic excited states densities as a function of gas pressure, wave frequency and HF absorbed power. The basic equations are the continuity and the momentum transfer equations, for both electrons and ions, the equations for the wave electric field and the electron energy equation. The theory is shown to agree well with measurements in argon discharges previously reported<sup>1</sup>. A close agreement is obtained when the theoretical values of the electron temperature are used to determine the axial attenuation of the wave due to electron collisions. The theoretical electron density and field profiles are significantly different from, respectively, the classical Bessel type and the field profiles of surface waves in homogeneous media. The radial distribution of excited atoms is either flat or increases to reach a maximum near the wall, as experimentally observed.

<sup>1</sup>M. Moisan et al., Revue Phys. Appl. 15 (1980).

BB-4 Electrode Sheath Predictions for Attaching Gas Mixtures,\* R. R. MITCHELL, L. E. KLINE, and L. J. DENES, Westinghouse R&D Center -- We observe that arc formation begins in the cathode sheath region of high pressure glow discharges when the gas mixture contains small amounts of an attaching gas and in both sheath regions at high attachers concentrations. To interpret these results we have used a steady state one dimensional continuity equation model to calculate the electric field, particle fluxes, and particle densities vs. position in the anode and cathode sheath regions. We studied the parameter ranges  $300 \leq \text{pressure} \leq 10,000$  Torr and  $1 \leq \text{current density} \leq 1000$  A/cm<sup>2</sup> for both helium and XeF laser mixtures containing helium buffer, 0.08% Xe and 0.02-2.0% NF<sub>3</sub>. We find that the cathode sheath characteristics are insensitive to both attachers concentration and the presence or absence of electron diffusion. The anode sheath field increases as the attachers concentration increases. The thickness of the high field region at the anode is insensitive to attachers concentration and decreases as current density increases. The anode sheath region is strongly affected by the presence of electron diffusion.

\*Work supported by U. S. Army BMDATC.

BB-5 I-V Characteristics of Externally Ionized Plasmas in Pure Gases. PETER BLETZINGER, WPAFB, Aero Propulsion Laboratory.—When operating E-beam preionized discharges in a pure environment with no attaching gases, the discharge (sustainer) voltage was much lower than would be expected if the electron density were determined solely by E-beam ionization and recombination losses. In an atmospheric pressure Argon discharge for example, the sustainer voltage was less than 200V at a current density of  $13\text{mA}/\text{cm}^2$  (discharge) and less than  $50\mu\text{A}/\text{cm}^2$  (E-beam). The I-V characteristic had a differential impedance of only a few ohms. Still, this discharge was under complete control of the E-beam preionization. A reason for this very large conductivity can be additional ionization in a cathode sheath<sup>1</sup>; our discharge voltages were even lower than in (1) which may be due to observed Argon metastables causing even more efficient ionization. An attempt to increase the drift velocity by adding  $\text{N}_2$  considerably increased both the voltage drop and the differential impedance. If the sustainer discharge is to be used as the control element of a switch, the low voltage drop is very attractive; for operation at high E/N, an attaching species has to be added.

<sup>1</sup>J.L. Lowke & D.K. Davies, J. Appl Phys. 48, 4991, 1977.

BB-6 Fluctuations in Glow Discharge Parameters in Noble Gases - W.G.McNAUGHT and T.A.KING, Manchester U.\*—The fluctuation frequency spectra for whole tube voltage and side light emission from He-Ne glow discharges have been investigated with variation of cathode material, shape and degree of oxidation. Determination of the discharge V-i characteristics for flat plate Al-alloy cathodes provides the normal glow gas discharge current density and the cathode area required to maintain a normal glow discharge with minimal sputtering. The fluctuation spectra of cathodes of this area but covering a wide range of shapes have been compared with emphasis on the 0-1 MHz range. For total gas pressures in the torr region, pure and mixed He-Ne discharges have been studied over a range of relative gas pressures and for cathode surfaces made from Al and Al-alloys. Cathodes with oxidised surfaces have a much lower fluctuation amplitude than non-oxidised surfaces, cathode shape is found to significantly influence the fluctuation amplitude. A certain conical cathode has been found to be significantly quiet. Correlations have been observed in the fluctuations of whole tube voltage and side light emission from different regions of the positive column.

\*Supported by R.A.E., Farnborough.

BB-7 O<sub>2</sub> Dissociation Mechanisms in Ar + O<sub>2</sub> RF Sputtering Discharge, Y. CHOUAN,\* D. COLLOBERT,\* and A. RICARD\*\*  
--Emissivity of OI lines is studied in a RF sputtering experiment where a Si target is sputtered in a mixture of O<sub>2</sub> and Ar at a total pressure of 10<sup>-2</sup> Torr. Rutherford Backscattering analysis of the thin films obtained is performed. The results are the following depending on Oxygen concentration in the discharge. When there is less than 2% of O<sub>2</sub> in the sputtering gas, pure Si is obtained; when there is more than 2% of O<sub>2</sub>, stoichiometric SiO<sub>2</sub> is obtained. Spectroscopic results suggest reactions take place between sputtered atoms and plasma species. The study of OI lines gives results upon reactions occurring between molecular Oxygen and electrons or Argon metastable atoms. A description and a discussion of kinetics processes is given.

\*CNET, Dept. TIC/ROC, B.P 40 22301, Lannion, France.

\*\*Lab. Phys. Plasmas, Univ. Paris-Sud, 91405 Orsay, France.

SESSION C

1:30 P.M., TUESDAY, OCTOBER 7, 1980

FORUM ROOM

GLOW DISCHARGES

CHAIRPERSON: D. PIGACHE

OFFICE NATIONAL D'ÉTUDES ET DE RECHERCHES  
AÉROSPATIALES, FRANCE

C-1 Experimental and Theoretical Investigation of the Optogalvanic Effect in the Helium Positive Column - James E. LAWLER, Stanford U.\* --A linear, steady state, analytical rate equation model of the optogalvanic effect in a positive column on the 587.6 nm He transition is presented. Absolute measurements of the optogalvanic effect in a positive column on the 587.6 nm He transition are reported. The model and the experiment are found to agree over a substantial range of direct currents and over a factor of 10 in column radius-pressure product. This model relates the absolute magnitude of the optogalvanic effect to a known ionization rate.<sup>1</sup> The structure of this model should be useful in determining ionization rates of electronically excited levels from optogalvanic measurements.

\*Supported by the Office of Naval Research under Contract ONR N00014-78-0403 and by the National Science Foundation under Grant NSF-9687.

<sup>1</sup>H. F. Wellenstein and W. W. Robertson, J. Chem. Phys. 56, 1077 (1972).

C-2 Resonant Spectroscopic Investigations of a Glow Discharge in Helium, H. ODENTHAL and J. UHLENBUSCH, Universitat Dusseldorf, F.R.G. --Temperature, velocity distribution and population density of neutral Helium in the  $2^3P$  level are measured by absorption, dispersion and resonant scattering experiments in the positive column of a glow discharge ( $R=1\text{cm}$ ,  $l=1\text{cm}$ ,  $R=0.5\text{cm}$ ,  $l=0.5\text{m}$ ) as a function of discharge current ( $I=1-120\text{mA}$ ) and pressure ( $p=1-10$  Torr) with a tunable dye-laser of 2 MHz. The Helium temperature in such a discharge varies between 300 K and 700 K and the population density of the  $2^3P$  level changes between  $10^8$  and  $10^{11}/\text{cm}^3$ . The frequency resolved measurements mentioned above have shown that Doppler-broadening is predominant and that the results are in agreement with the linear dispersion theory. By a simultaneous solution of the energy balance and the rate equation for the electrons, their temperature profile can be derived (typically 50000 K) where their density varies from  $10^{10}$  to  $10^{12} \text{cm}^{-3}$ . Experiment and theoretical results are compared.

C-3 The Measurement of a Glow Discharge Plasma by a Self-absorption Method Under a Condition of Plasma Non-uniformity - Y. ICHIKAWA and R.M. HOBSON, York University, Canada, T. MARUYAMA and S. TEII, Musashi Institute of Technology, Japan -- In the optical absorption method<sup>1,2</sup>, used to determine metastable atom densities in a glow discharge plasma, a spatially uniform plasma has usually been assumed. However, in the case of spatially non-uniform plasmas such as in striated positive columns, modulated positive columns etc, the method applied to the analysis of absorption data is not well established. In this paper, the radiative transfer equation is solved when the densities of excited species are varied with time and space ( $n=f(kx+wt)$ , where  $k$  is the wave number and  $w$  is the angular frequency). The theoretical result shows that the ordinary data analysis method (assuming uniform plasma) leads to a large error when interpreting the results of the non-uniform plasma with  $A/kL \geq 1$ , where  $A$  is the density amplitude of the excited species normalized by the mean value and  $L$  is the plasma length. Experimental confirmation has been obtained in He and Ar discharges

<sup>1</sup>T. Goto, M. Mori and S. Hattori, Appl. Phys. Letters, 29, 358 (1976)

<sup>2</sup>Y. Ichikawa and S. Teii, J. Phys.D: Appl. Phys. 13, (1980) (in press)

C-4 The Radial Density Distribution and Electron Temperature in a Medium Pressure Neon Positive Column - JEN SHIH CHANG and T. MARUYAMA, McMaster University, Canada, R.M. HOBSON, York University, Canada, Y. ICHIKAWA and S. TEII, Musashi Institute of Technology, Japan -- An exact numerical analysis has been carried out for the plasma radial density distribution and electron temperature in a chemically reacting medium pressure positive column plasma. The chemical reactions considered in the present model are (a) dissociative recombination of molecular ions, (b) three body ion conversion, (c) ionization by metastable, (d) metastable-metastable collisional ionization (e) direct ionization. Hence, five coupled equations have been solved. Plasma parameters were measured simultaneously by an electrostatic probe, mass spectrometer and self-absorption technique. The results show that: (1) the radial density distribution of metastable particles, atomic and molecular ions are observed to differ significantly from each other and also from the Schottky theory of the positive column; (2) the electron temperature obtained from the present model agrees relatively well with that predicted by the simplified theory of Ichikawa et al<sup>1</sup>; (3) three-body conversion rate coefficient obtained by employing the present model is  $1.7 \times 10^{-31} \text{ cm}^6/\text{sec}$ .

<sup>1</sup>Y. Ichikawa and S. Teii, J. Phys.D: Appl. Phys., 13 (1980)

C-5 Metastable Atom Density Measurement in a Ne-Ar Gas mixture Positive Column Plasma - T. MARUYAMA, Y. ICHIKAWA, and R.M. HOBSON, York University, Canada, S. TEII, Musashi Institute of Technology, Japan --

The measurement of metastable atom number densities in Ne-Ar gas-mixture positive column plasmas has been carried out by the self-absorption method<sup>1</sup> in a 21mm I.D. discharge tube. A wide range of the gas mixture ratio was changed under a constant total pressure and discharge current. The experimental results show that: (1) mixing a small amount of Ar gas in the Ne discharge leads to a rapid decrease of the densities of neon  $1s_3$  and  $1s_5$  metastables due to the Penning ionization effect; (2) the radial density profiles of neon metastables become narrower, depending on increasing the mixing ratio of Ar; (3) the argon metastable increases gradually with increasing the mixing ratio of Ar; (4) present experimental results agree well with the theory of Dote and Ichikawa<sup>2</sup>

<sup>1</sup>Y. Ichikawa and S. Teii, J. Phys. D: Appl. Phys., 13, 1980 (in press)

<sup>2</sup>T. Dote and Y. Ichikawa, Trans. Trans. IEEE of Jpn. 99-A, 369, 1980

C-6 Basic Kinetic Processes in Neon Gas Discharge Displays--W. L. NIGHAN and W. J. WIEGAND, United Technologies Research Center--An analysis of basic kinetic processes in electrically excited Ne-Xe Penning mixtures has resulted in identification of the production and loss processes controlling the populations of the light emitting Ne( $2p_j$ ) states in gas discharge displays. Excited state production efficiencies and luminous efficiencies have been computed for conditions typical of plasma panel displays. Comparison of the computed intensities of the thirty Ne( $2p_j$ ) - Ne( $1s_j$ ) transitions in the 5400-8080 Å range with measured values resulted in very good agreement, lending support to the validity of the analysis and modeling of the Ne-excited states responsible for the observed visible emission in Neon discharge displays.

\* This work was supported in part by the U.S. Army Research Office.



C-7 Ultraviolet Fluorescence From The  $\text{HgCl}(D^2\Pi_{3/2})$  State in a Pulsed Discharge of  $\text{HgCl}_2$  and Neon,  
S. G. JOHNSON, GTE Products Corp.\* and J. M. PROUD,  
GTE Labs\*\*--The fluorescence of the  $\text{HgCl}(D^2\Pi_{3/2})$  state between 240 and 265nm has been studied in a series of  $\text{HgCl}_2/\text{Ne}$  mixtures. The mixtures were excited by a 6 nsec. high voltage pulse which was capacitively coupled to the electrodeless discharge. (Typical operating conditions were : Neon 0 to  $1.6 \times 10^{18} \text{cm}^{-3}$ ,  $\text{HgCl}_2 \sim 1.6 \times 10^{17} \text{cm}^{-3}$ , Gas Temperature  $\sim 165^\circ\text{C}$ ,  $E/N \sim 2 \times 10^{-13}$  to  $2 \times 10^{-14} \text{vcm}^2$ ). The vibrational temperature of the D state was determined analytically as a function of the neon gas pressure. Radiation from the  $\text{HgCl}(B^2\Sigma^+)$  state was also observed for these discharges. The vibrational temperature of the B state was determined by a comparative analysis of experimental data to a computer simulated spectra. A comparison of the vibrational temperatures for the two states will be discussed.

\* Sylvania Lighting Center, Danvers, MA 01923

\*\* 40 Sylvan Rd., Waltham, MA 02154

NOTES

SESSION D

3:15 P.M., TUESDAY, OCTOBER 7, 1980

FORUM ROOM

WORKSHOP ON ELECTRON SCATTERING WITH EMPHASIS ON  
LASER APPLICATIONS

THIS WORKSHOP WILL INCLUDE THEORETICAL AND EXPERIMENTAL DISCUSSIONS ON ELECTRON SCATTERING FROM ATOMS, MOLECULES AND CLUSTERS. BOTH GROUND STATES AND VIBRATIONALLY AND ELECTRONICALLY EXCITED STATE TARGETS WILL BE CONSIDERED. PROCESSES DISCUSSED WILL INCLUDE VIBRATIONAL EXCITATION, ELECTRONIC EXCITATION AND DE-EXCITATION, DISSOCIATIVE ATTACHMENT, AND ABSOLUTE TOTAL SCATTERING CROSS SECTIONS. SPECIFIC SYSTEMS WILL INCLUDE HYDROGEN HALIDES AND RARE GAS HALIDES.

CHAIRPERSON: D. SPENCE

ARGONNE NATIONAL LABORATORY

INTRODUCTION

D. SPENCE

SHAPE RESONANCES, VIBRATIONAL EXCITATION AND  
DIPOLE FIELDS IN ELECTRON-MOLECULE SCATTERING

J. L. DEHMER

DISSOCIATIVE ATTACHMENT FROM EXCITED MOLECULES

S. F. WONG

THEORETICAL STUDIES OF ELECTRON COLLISIONS  
IN ELECTRONIC TRANSITION LASERS

A. U. HAZI

DETERMINATION OF ABSOLUTE ELECTRON-IMPACT CROSS SECTIONS

S. TRAJMAR

COMPOUND STATES IN ATOMS, MOLECULES, AND CLUSTERS

R. N. COMPTON

SESSION EA

9:00 A.M., WEDNESDAY, OCTOBER 8, 1980

ROOM A

HEAVY PARTICLES I

CHAIRPERSON: R. JOHNSON

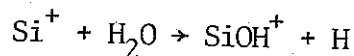
UNIVERSITY OF PITTSBURGH

EA-1 Drift Tube Studies of Ion-Neutral Reactions† W. LINDINGER, U.Innsbruck, Austria.-- Various ion-neutral reactions have been studied in the range from thermal to a few eV kinetic energy,  $KE_{cm}$ , between the reactants. For some reactions, such as  $Ne^+$  with  $N_2$  and CO and  $Ar^+$  with  $O_2$  strong energy dependences of the rate coefficients  $k$  are observed, which can be partly understood in terms of the product state distributions. Reactions of molecular ions, such as  $N_2^+$ ,  $O_2^+$  and  $CO_2^+$  show in many cases besides a considerable dependence on  $KE_{cm}$  also strong influences from the ionic vibrational excitation. A study of the energetics of the forward and the reverse reaction  $Ar^+ + N_2 \rightleftharpoons N_2^+ + Ar$  shows the forward reaction to proceed mainly via a slightly endothermic reaction channel, populating the  $N_2^+(X, v=1)$  state.

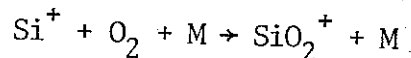
†Supported by "Österreichischer Fonds zur Förderung der wissenschaftlichen Forschung" under Project S-18/07.

EA-2 Silicon Ion Chemistry in the Ionosphere, D. W. FAHEY, E. E. FERGUSON, D. L. ALBRITTON, and F. C. FEHSENFELD, Aeronomy Laboratory, NOAA/ERL, Boulder Colorado, 80303.

Loss processes which remove  $Si^+$  ions selectively relative to other meteor derived atomic ions in the E-region and D-region of the ionosphere have been identified and measured in the laboratory. The major  $Si^+$  loss in the E-region is the reaction



with a rate constant of  $2.3 \pm 0.9 \times 10^{-10} \text{ cm}^3 \text{ s}^{-1}$  at 300 K. At lower altitudes  $Si^+$  ions associate in a three-body reaction with  $O_2$



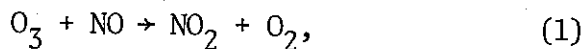
with a rate constant of  $1.0 \times 10^{-29} \text{ cm}^6 \text{ s}^{-1}$  at 300 K with M being helium. The measuring technique will be outlined, the measured  $Si^+$  rate constants reported and the atmospheric implications of the measurements discussed.

EA-3 Reactions Studies of Magnesium Ions, B. R. ROWE, D. W. FAHEY, A. A. VIGGIANO, D. L. ALBRITTON, E. E. FERGUSON, and F. C. FEHSENFELD, NOAA/ERL, Aeronomy Laboratory, Boulder CO 80303

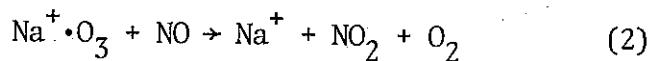
There have been numerous observations of meteoric ions in the earth's atmosphere. One of the most abundant metallic neutrals deposited by meteorite ablation in the atmosphere is magnesium.  $Mg^+$  has been observed in the atmosphere and plays an important role in the ionospheric ion chemistry. Reaction rate constants have been measured for the reaction of  $Mg^+$  with  $O_3$ ,  $HNO_3$ ,  $H_2O_2$ ;  $MgO^+$  with  $CO$ ,  $H_2$ , and  $H_2O$ ; and  $MgOH^+$  with  $H_2O$ ,  $NH_3$ , and  $HNO_3$ . The rate constant will be reported and the implication to atmospheric ion chemistry will be discussed.

EA-4 Reactions Between Neutrals Clustered on Ions, B. R. ROWE, A. A. VIGGIANO and F. C. FEHSENFELD, Aeronomy Laboratory, NOAA/ERL, Boulder CO 80303

Alkali metals have relatively low ionization potentials and the alkali metal ions are isoelectronic with the noble gases. For these reasons these ions are relatively non-reactive. However, these ions will associate with neutrals to form weakly bound cluster ions. We have observed cases in which a molecule clustered to an alkali metal ion reacts with a reactant neutral with a rate constant much larger than the corresponding rate constant for the reaction between these same neutrals in the absence of the catalytic ion. For example, in the reaction



$k_1 = 2.3 \times 10^{-12} \exp - \frac{1450}{T} \text{ cm}^3 \text{ s}^{-1}$  between 203 K and 361 K while for the reaction



$k_2 = 6.5 \times 10^{-11} \text{ cm}^3 \text{ s}^{-1}$  independent of temperature between 163 K and 243 K. The rate constants measured for several of these reactions will be reported and implication of these results discussed.

EA-5 Collisional Detachment of He<sup>-</sup> (4p) by Various Gases from 500 to 4000 eV.\* M. J. COGGIOLA and R. V. HODGES, Molecular Physics Laboratory, SRI International.--Cross sections for the attenuation of a beam of He<sup>-</sup> (1s2s2p 4p) in He, Ne, Ar, H<sub>2</sub>, O<sub>2</sub> and NO have been measured for projectile energies between 500 eV and 4 keV. The He<sup>-</sup> beam was formed by two step charge exchange of He<sup>+</sup> in Na vapor, and electrostatically separated from the residual He<sup>+</sup> and He<sup>0</sup> before entering a small collision cell. The measured cross sections for all target species were large at these energies, ranging from 12.5 Å<sup>2</sup> for Ar at 1 keV to 33.5 Å<sup>2</sup> for NO at 1 keV. Our values for He and Ar at 4 keV are within 10% of those determined by Simpson and Gilbody [J. Phys. B5, 1959 (1972)]. The detachment cross sections for the rare gases and H<sub>2</sub> remained essentially constant over the energy range studied, however, the O<sub>2</sub> and NO cross sections exhibited a very sharp rise with decreasing energy below 1 keV.

\*Work supported by NSF.

EA-6 Collisional Dissociation of Negative Cluster Ions Formed in N<sub>2</sub>O/H<sub>2</sub>O Gaseous Mixtures\*-- RICHARD L. C. WU and THOMAS O. TIERNAN, Wright State U.--An in-line tandem mass spectrometer has been employed to determine accurate translational energy thresholds for collision-induced dissociation of the cluster ions, OH<sup>-</sup> (H<sub>2</sub>O)<sub>n</sub>, n=1-4, and NO<sub>3</sub><sup>-</sup> (H<sub>2</sub>O) formed by electron impact in a mixture of N<sub>2</sub>O and H<sub>2</sub>O. Two products, OH<sup>-</sup> and NO<sub>3</sub><sup>-</sup>, were observed from CID of the projectile ion NO<sub>3</sub><sup>-</sup> (H<sub>2</sub>O). The cluster products, OH<sup>-</sup> (H<sub>2</sub>O)<sub>n</sub>, n=0-3 were observed from CID of OH<sup>-</sup> (H<sub>2</sub>O)<sub>n</sub>, n=1-4. The bond dissociation energies measured for the NO<sub>3</sub><sup>-</sup> (H<sub>2</sub>O) ion by this method are D<sub>0</sub><sup>0</sup>(NO<sub>3</sub><sup>-</sup>-H<sub>2</sub>O)= 0.4 + 0.1 eV, and D<sub>0</sub><sup>0</sup>(OH<sup>-</sup>-HNO<sub>3</sub>)= 3.1 + 0.1 eV respectively. These and other data obtained in this study will be compared with that derived from high pressure equilibrium experiments.

\*Supported by AFOSR Contract F44620-76-C-007



EA-7 Features of  $O^-$  detachment in gas mixtures studied by a non stationary method - C.DOUSSOT, F.BASTIEN, E.MARODE, C.N.R.S.-E.S.E.-91190 GIF-FRANCE, and J.MORUZZI, University of Liverpool-U.K. --A drift method is used to gather informations on negative ion detachment in a gas. If a steady electron source is operated (here a U.V. lamp emitting through a coated window, with an extracting grid in front of the cathode) the produced negative ion concentration depends upon the processes of production and destruction of negative ion. The mass analysed ion signal is due to negative ion drifting through a hole in the anode. When the electron source is cut off, the ion signal depends mainly on the destruction processes, so that its shape gives informations on destruction processes. The equation of the various possible processes has been written, and the systeme has been tested comparing the signal of  $O^-$  in pure  $O_2$  and  $O_2/SO_2$ . Experiment and theory are in good agreement . If mixtures of  $O_2/N_2$  , including air, is tested the  $O^-$  signal exhibits some features which suggest only a production near the electron source. This could be explained by a two steps production process of  $O^-$  disturbed by  $N_2$  but not by Ar in  $O_2/Ar$  mixtures.

SESSION EB

9:00 A.M., WEDNESDAY, OCTOBER 8, 1980

ROOM B

RARE GAS HALIDE LASERS

CHAIRPERSON: K.Y. TANG  
SRI INTERNATIONAL

EB-1 Accessibility of the KrF\*(B) State to Laser Photons\* - J.H. JACOB, D.W. TRAINOR, M. ROKNII, and J.C. HSIA, Avco Everett Research Laboratory, Inc. -- Using electron beam excitation of Ar/Kr/F<sub>2</sub> mixtures in a 1-meter laser, we monitored KrF\*(B) sidelight fluorescence of the 249 nm B→X transition. By comparing signals observed in the presence and absence of cavity flux, we evaluated the ability of the photon field to depopulate the upper laser level by stimulated emission. From these experiments, we concluded that some of the KrF\* population was in higher vibrational levels and could not be effectively extracted by stimulated emission at the normal laser operating wavelength.

\* Supported by the Department of Energy, Office of Laser Fusion, under Contract DE-AC08-79DP40103.

<sup>1</sup>Permanent address: The Hebrew University, Jerusalem, Israel.

EB-2 Study of the KrF Laser Medium at High E-Beam Pump Rate - C.B. EDWARDS, F. O'NEILL and M.J. SHAW, Rutherford Lab., U.K. -- A large value of the ratio of gain to non-saturable loss is required for the KrF laser to operate efficiently. We have carried out a study to measure these parameters directly at high excitation rate in a 60 ns e-beam-pumped KrF laser as a function of pump power (0.7 - 3.7 MW/cm<sup>2</sup>) and pressure (1000 - 3000 torr). Gain has been measured using a CW 248.2 nm probe laser (frequency doubled 496.5 nm Ar-ion line). Transient loss, both with and without lasing, has been measured by probing the pumped medium with a CW 257.2 nm laser (frequency doubled 514.5 nm Ar-ion line). Gains  $\sim 13\%$  cm<sup>-1</sup>, saturable losses  $\sim 3\%$  cm<sup>-1</sup> and non-saturable losses  $\sim 2\%$  cm<sup>-1</sup> have been recorded. A favourable gain to non-saturable loss ratio (i.e.  $\sim 10$ ) is obtained for a laser pressure  $\sim 1500$  torr and an e-beam pump rate  $\sim 2$  MW/cm<sup>2</sup>. Laser extraction efficiency measurements have also been performed in the same cell for comparison with the gain and loss measurements. A kinetic model has been developed to explain the experimental results.

EB-3 Long Pulse U.V. and I.R. Laser Emission from a Low Temperature High Density Supersonic Flow Excited by an Electron Beam Stabilized Discharge--B. FORESTIER, B. FONTAINE, Institut of Fluid Mechanics, U. Aix-Marseille.

--The results related to U.V. emissions are an extension of those given at 32nd GEC. It has not been possible to achieve on XeCl transition laser emission from a supersonic flow ( $T \approx 100\text{K}$ ,  $\rho < 2$  amagats) excited by an e-beam stabilized discharge. The energy is increased by lowering the temperature and by the discharge.

With a discharge excitation it has been possible to achieve in a classical way, laser emission at  $10.6\mu$  on  $\text{CO}_2$ , power is increased at low temperature and time dependence is strongly modified. Due to supersonic flow of active medium it has been possible with a short excitation time (500ns) to achieve, 3 cm downstream the excitation zone, a long pulse laser emission (tens of  $\mu\text{s}$ ). The conditions of these last experiments may be convenient to achieve laser at longer  $\lambda$  in I.R. (14 and  $16\mu\text{m}$ ) following cascade transitions.

At last, some results related to  $\text{Xe}_2\text{Cl}$ , whose fluorescence emission is strongly increased at low temperature, will be given. Gain on this trimer transition has been recently achieved elsewhere.

EB-4 The Use of Computer Modeling to Optimize Discharge Conditions in Excimer Lasers.\* W. L. WILLIS, A. E. GREENE, C. R. TALLMAN, and L. A. HOLDRIDGE, Los Alamos Scientific Laboratory--The KrF laser model of Greene and Brau<sup>1</sup> has been reduced to a laser cavity gas code and combined with a circuit analysis code, SUPER-SCEPTRE. In this combination the gas code becomes interactive with the discharge circuit analysis as a time varying load parameter. The result is a potentially powerful tool for optimizing the laser system. The effects of discharge duration, source impedance, current density, rates of rise of current and voltage, and energy deposition have been studied in several PFN configurations. One circuit which the code predicted would be particularly efficient, a non-symmetric Blumlein, has now been constructed. The result is a doubling of the efficiency of the laser from a "wall plug" efficiency of 0.7% to 1.6%. When XeCl is lased in the same cavity a similar improvement in efficiency is achieved. Progress on development of an XeCl gas code will also be discussed.

\*Work supported by US DOE.

<sup>1</sup>A. E. Greene and C. A. Brau, IEEE JQE. 14, 951, 1978.

EB-5 Pulse Forming Networks for High Pressure Discharges - W. H. LONG, JR., Northrop Research & Technology Center--The transfer efficiency for coupling energy into a high-pressure gas discharge is investigated. Single- and multi-stage pulse forming networks are considered in both parallel and series configurations. Switching is achieved through a multichannel arc discharge with empirically determined resistive time phase. The load is modelled as a self-sustained glow discharge with single- and multi-step ionization processes and with attachment and recombination losses. A series inductance is included in both the switch and the load to simulate physical connection to the PFN. The discharge voltage waveform reveals a transient regime and a quasi-steady-state regime. The breakdown time is controlled by the switch closing time, the load inductance, and the single-step ionization rate. Impedance matching in the steady-state regime is achieved with a charging voltage determined by the PFN impedance and the discharge current-voltage characteristic. Scaling laws are derived for minimizing the switch and PFN losses and maximizing the energy deposited into the desired excited states of the gas.

EB-6 The Influence of Diluent Gas on the ArF\* Fluorescence Yield - R.S.F. CHANG, Naval Research Lab.--ArF\* (193 nm) emission intensity variation has been studied as a function of pressure in Ar/F<sub>2</sub>, Ne/Ar/F<sub>2</sub>, Ar/NF<sub>3</sub> and Ne/Ar/NF<sub>3</sub> mixtures under long pulse electron beam excitation. Quenching rate constants of ArF\* by Ne, Ar, F<sub>2</sub> and NF<sub>3</sub> have been determined. We have measured the ArF\* fluorescence yield from each mixture and with comparable energy deposition in the gas, the Ne/Ar/F<sub>2</sub> mix gives the highest yield. The effect of substituting neon for argon as the diluent gas will be discussed in terms of the collisional quenching kinetics.

SESSION FA

10:45 A.M., WEDNESDAY, OCTOBER 8, 1980

ROOM A

HEAVY PARTICLES II

CHAIRPERSON: G. A. PARKER

UNIVERSITY OF OKLAHOMA

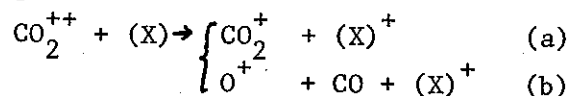
FA-1 The Stability of Doubly Charged Rare Gas Molecular Ions--D. L. HUESTIS and H. HELM, Molecular Physics Laboratory, SRI International, K. STEPHAN and T. D. MÄRK, Institute für Experimentalphysik, Leopold Franzens Universität, Innsbruck, Austria.--Simple consideration of atomic first and second ionization potentials shows that for certain atomic combinations stable diatomic ions carrying two positive charges should exist below the lowest dissociation limit. One such ion,  $\text{NeXe}^{++}$ , has been observed experimentally by double ionization of the van der Waals dimer  $\text{NeXe}$ . Similar experiments also resulted in production of a long-lived  $\text{ArXe}^{++}$  ion. The stability of these doubly charged molecular ions is rationalized using semiquantitative potential curves derived from the isoelectronic neutral molecules  $\text{XeO}$  and  $\text{ICl}$ . These potential energy curves lead to reinterpretation of the observations of other investigators on the kinetics of the low lying states of  $\text{Xe}^{++}$  in Ar and Ne.

FA-2 Reactions of  $\text{CO}_2^{++}$  at Thermal Energies

A.S.M. RAOUF, J.D.C. JONES, K. BIRKINSHAW & N.D. TWIDDY  
University College of Wales, Aberystwyth, U.K.

The reactions of  $\text{CO}_2^{++}$  with He, Ne, Ar, Kr, Xe,  $\text{O}_2$ ,  $\text{N}_2$ ,  $\text{H}_2$ , CO, NO,  $\text{CO}_2$ , COS,  $\text{CH}_4$  and  $\text{C}_2\text{H}_4$  have been studied using a selected ion flow tube (SIFT) technique at thermal energies (300K). Reaction rate coefficients have been determined, and in general these are found to be close to the appropriate (Langevin or ADO) gas kinetic values.

Those reactions for which ionic product identification has been possible are found to proceed by a charge transfer mechanism:



For neutral reactants having exoergicities for simple charge transfer less than 7-8eV, channel (a) was found to dominate. For other cases, (b) appeared to be the major channel. Although

$\text{CO}_2^{++} + \text{Ne} \rightarrow \text{CO}_2^+ + \text{Ne}$   
is exoergic by about 1eV, no reaction was observed.

FA-3 Selective Formation of He<sup>+</sup> (n=3) in He<sup>++</sup>-Li Collisions\* J.L. BARRETT and J.J. LEVENTHAL, Univ. of Mo.-St. Louis. --Excited state formation in inelastic He<sup>++</sup>-Li collisions has been diagnosed by dispersal and detection of both visible and soft x-ray radiation emanating from the intersection of He<sup>++</sup> and Li beams. The theoretical predictions of Shipsey et. al.<sup>1</sup>, that He<sup>+</sup> (n=3) is preferentially formed, are found to be valid. The cross section for this selective process is sufficiently high to support the suggested application for production of super-radiance at the HeII Lyman  $\alpha$  and Lyman  $\beta$  wavelengths, 304Å and 256Å respectively.

\*Work supported by the Office of Naval Research under Contract No. N00014-76-C-0760.

<sup>1</sup>E.J. Shipsey, L.T. Redman, J.C. Browne and R.E. Olson, Phys. Rev A, 18, 1961(1978).

FA-4 Electron Transfer in Collisions between Protons and Photoexcited Na(3p).\* C.E. BURKHARDT, V.S. KUSHAWAHA AND J. J. LEVENTHAL, Univ. of Mo. St. Louis -- The enhancement in production of H(n=2) from H<sup>+</sup>-Na(3p) collisions over that produced in H<sup>+</sup>-Na(3s) collisions has been studied in an ion beam apparatus using a dye laser tuned to the Na(3s  $\rightarrow$  3p) transition to produce Na(3p) target atoms. Detection of L $\alpha$  radiation synchronized with the mechanically chopped cw laser beam indicates that enhancement occurs only for relative kinetic energies below 25 eV. The highest enhancement observed in the kinetic energy range 1-25 eV is less than a factor of two.

\*Work supported by DOE contract No. DE-AS02-76ER02718



FA-5 Charge Transfer Processes during N<sup>+</sup> Collisions.  
C. R. SZMANDA, R. S. HOZACK and K. B. MCAFEE, JR., Bell Telephone Laboratories, Murray Hill, New Jersey. --  
Studies of N<sup>+</sup> collisions at intermediate energies with beams of various diatomic and atomic particles have exhibited a wide variety of energy and charge transfer processes, interference effects, and spin fine-structures. By measuring accurately, the differentially scattered slow target particle deflection, transfer reactions involving the <sup>3</sup>P, <sup>1</sup>D, <sup>1</sup>S states as well as possibly the <sup>5</sup>S are clearly resolved. The relative charge exchange cross-sections for processes involving polar molecules like CO are radically different from those obtained in N<sub>2</sub>. For the N<sup>+</sup> on N<sub>2</sub> system we find that the <sup>3</sup>P and <sup>1</sup>D states have very low cross-sections while the <sup>1</sup>S and <sup>5</sup>S states interact strongly. For N<sup>+</sup> on CO all excited N<sup>+</sup> states interact. In the case of N<sup>+</sup> collisions with atomic neutrals the effects of spin fine-structure are evident.

FA-6 Charge Transfer and Spin Change in Ar<sup>+</sup> + Ar,  
R. E. JOHNSON and E. SIEVEKA, University of Virginia,  
and K. B. MCAFEE, Bell Laboratories. -- Calculations of differential scattering cross sections for charge exchange in Ar<sup>+</sup> + Ar have been carried out in the energy range 100 eV to 300 eV for CM angles less than 10°. These calculations allow for transitions between the fine structure multiplet of the Ar<sup>+</sup>(<sup>2</sup>P<sub>j</sub>) state. In the partial wave expansion we use transition amplitudes obtained in the impact parameter approximation. Comparison is made with the crossed-beam experiment of McAfee et al.<sup>1</sup> The effect of the fine structure splitting and rotational coupling will be discussed.

<sup>1</sup>K. B. McAfee, R. Hozack, and R. E. Johnson, Phys. Rev. Lett., to be published (1980).

FA-7 Four-Body Conversion of Atomic Helium Ions.\*

C.P. de VRIES and H.J. OSKAM, University of Minnesota.

The conversion of atomic helium ions into molecular ions was studied in pure helium and in helium-neon mixtures containing between 0.1% and 50% neon. The addition of neon to the gas allowed measurements of the conversion rate over a wider range than ordinarily possible in pure helium afterglows. The measurements showed that the termolecular conversion reaction,  $\text{He}^+ + 2\text{He} \rightarrow \text{He}_2^+ + \text{He}$ , is augmented by the four-body conversion reaction  $\text{He}^+ + 3\text{He} \rightarrow \text{products}$ . Conversion rate coefficients of  $(5.7 \pm 0.8) \times 10^{-32} \text{ cm}^6 \text{ sec}^{-1}$  and  $(2.6 \pm 0.4) \times 10^{-49} \text{ cm}^9 \text{ sec}^{-1}$  were found for the termolecular and four-body conversion reactions, respectively. Conversion of  $\text{Ne}^+$  ions was also measured in the experiments, but it did not exhibit any four-body reaction component in the pressure ranges studied.

\*Work supported by the National Science Foundation (Grant # ENG-78-25933)

FA-8 Isotope Effects in the Reactions of Rare Gas

Ions with Isotopic Hydrogen. A. PIZAM, I. DOTAN, and F.S. KLEIN, Isotope Dept., Weizmann Institute of Sci., Rehovot, Israel--Inter- and intra-molecular isotope

effects were studied in the reactions of  $\text{Ar}^+$  and  $\text{Kr}^+$  ions with  $\text{H}_2$ , HD and  $\text{D}_2$ . The study has been carried out in an ion source of a Varian MAT CH4 mass spectrometer operated in a pulsed mode. The energy could be varied between thermal to 1 eV ion kinetic energy. The intra-molecular isotope effect for both reactions showed an increase with increasing kinetic energy. The increase was much faster for the reaction of  $\text{Kr}^+$  ions than for the reaction  $\text{Ar}^+$  ions. The intermolecular isotope effect for the reaction of  $\text{Kr}^+$  ions showed an unusual behavior  $k_{\text{HD}} > k_{\text{H}_2} > k_{\text{D}_2}$ . The rate constants for all three reactions show only a small energy dependence. The rate constants for both channels of the reaction of  $\text{Ar}^+$  ions with hydrogen - charge transfer and atom abstraction - increase with increasing kinetic energy. The intra-molecular isotope effect for the charge transfer channel shows the usual behavior  $k_{\text{H}_2} > k_{\text{HD}} > k_{\text{D}_2}$ , whereas the atom abstraction gives:  $k_{\text{H}_2} > k_{\text{HD}} \sim k_{\text{D}_2}$ .

SESSION FB

10:30 A.M., WEDNESDAY, OCTOBER 8, 1980

ROOM B

XENON-CHLORIDE LASERS

CHAIRPERSON: D. KLIMEK

AVCO EVERETT RESEARCH LABORATORY

FB-1 Study of XeCl/Xe<sub>2</sub>Cl Excited State Kinetics Using Synchrotron Radiation Excitation - K. Y. TANG, D. C. LORENTS, R. L. SHARPLESS and D. L. HUESTIS, Molecular Physics Laboratory, SRI International, Menlo Park, CA 94025 and D. HELMS, M. DURRETT and G. K. WALTERS, Physics Department, Rice University, Houston, Tx 77001 -- Formation and decay processes of XeCl/Xe<sub>2</sub>Cl excited states have been studied by following the time decay behavior of the chemiluminescence from XeCl\* and Xe<sub>2</sub>Cl\*. The experiments were carried out using synchrotron radiation to excite Xe and Cl<sub>2</sub> in various gas mixtures in the wavelength region between 1100 and 1500 Å. Fluorescence excitation spectra of Cl<sub>2</sub>\*, XeCl(B), XeCl(C) and Xe<sub>2</sub>Cl\* were scanned in order to characterize the origin of reacting species. Emissions from XeCl\*/Xe<sub>2</sub>Cl\* were observed with Xe/Cl<sub>2</sub> mixtures when either Xe or Cl<sub>2</sub> was excited. The time-resolved fluorescence from the individual excited species was monitored using a time-correlated single-photon-counting device. Reactions were identified through the excitation of Xe and Cl<sub>2</sub> and their rate constants were determined from Stern-Volmer plots. Results will be discussed.

FB-2 Electron Beam-Pumping of XeCl Using Variable Current Density - H. T. POWELL and R. J. POLI, Lawrence Livermore National Laboratory\*-- We have studied the XeCl fluorescence and laser performance as a function of e-beam current density, gas mixture, and laser cavity reflectors. A well-defined gas volume was homogeneously excited by an e-beam current density in the range 5-500 A/cm<sup>2</sup> for a period of 50 ns. We have used either Cl<sub>2</sub>, HCl, CCl<sub>4</sub>, or CCl<sub>3</sub>F as chlorine donors and have observed qualitative effects caused by vibrational excitation of the donor and subsequently increased electron attachment, burn-out of the chlorine donor, and electron deactivation of XeCl. We found only minor differences in both fluorescence and laser performance between Ne, Ar, and Kr as majority diluents. We also studied the saturation of XeCl caused by intracavity laser fluences up to 10 MW/cm<sup>2</sup> and the deleterious effect on the laser performance of transient medium absorption.

\*Supported by U.S. DOE Contract W7405-ENG-48.

FB-3 Kinetics of E-Beam Excited XeCl -  
W. L. MORGAN and M. J. POUND, Lawrence Livermore  
National Laboratory\*--A detailed kinetic model has  
been used in the interpretation of the XeCl fluo-  
rescence measurements of Powell and Poli (previous  
paper). We have performed calculations for  
Ne/Xe/HCl and Ne/Xe/Cl<sub>2</sub> mixtures for e-beam  
pumping powers of 40-4000 kW/cm<sup>3</sup> corresponding to  
the 5-500 A/cm<sup>2</sup> of the experiment. We find that  
the peak fluorescent intensities using HCl are much  
greater than obtained with Cl<sub>2</sub> and exhibit a dif-  
ferent current dependence. We attribute this to  
the much larger HCl attachment rate, which is  
enhanced by vibrational excitation. The effects of  
electron quenching of XeCl and burnout of the halo-  
gen donor also appear in the current dependence of  
peak fluorescence and in the temporal fluorescence  
profiles. We estimate the rate coefficient for  
electron quenching of XeCl to be  $2 \times 10^{-8}$  cm<sup>3</sup>/s.

\*Work performed under the auspices of U.S. DOE by  
the Lawrence Livermore National Lab under contract  
number W-7405-ENG-48.

FB-4 XeCl Long Pulse Laser Kinetics Model.  
L.A. LEVIN, S.E. MOODY, E.L. KLOSTERMAN, J.J. EWING,  
R.E. CENTER, Mathematical Sciences N.W. --A kinetics  
model which is used to predict absorption, gain, and  
long pulse XeCl laser performance in multiatmospheric  
neon/xenon/HCl mixtures is described. The results  
obtained using the model are compared to measured trans-  
ient absorption in pure Ne/Xe mixtures as well as to  
measured laser performance at several laboratories. A  
key distinguishing feature of the model is the inclusion  
of a fast 3-body charge exchange process between Ne<sub>2</sub><sup>+</sup>  
and Xe<sup>+</sup>. This process provides an effective direct  
channel for XeCl\* formation thru ion-ion recombination  
of Xe<sup>+</sup> and Xe<sub>2</sub><sup>+</sup> with Cl<sup>-</sup>. The results show that Xe<sub>2</sub><sup>+</sup> is  
the major absorber in pure Ne/Xe mixtures where the Xe  
concentration exceeds roughly .75%. For lower Xe con-  
centrations, Ne<sub>2</sub><sup>+</sup> is the dominant absorber. In optimum  
laser mixtures, the majority absorber is Cl<sup>-</sup> with  
roughly equal contributions from Xe<sub>2</sub><sup>+</sup> and Xe<sub>2</sub>\* and less  
with Ne<sub>2</sub><sup>+</sup>.

\*Supported under DOE Contract No. AC06-77DP-40037

FB-5 Long Pulse (200 nsec) Avalanche Discharge Excimer Laser Operation - JEFF LEVATTER and SHAO-CHI LIN, University of California, San Diego.\* -- High energy loadings (100 to 500 J/l -atm) with a 200 nsec discharge duration have been obtained in an above atmospheric pressure XeCl laser system. These discharges appear to be spatially uniform and show only a relatively small temporal impedance collapse. The experimental apparatus used consists of an x-ray pre-ionized, 1-liter volume, low impedance H<sub>2</sub>O transmission line driven, avalanche discharge device. Under appropriate conditions, high energy ultraviolet 200 nsec laser pulses have also been produced.

\* Supported by the Defense Advanced Research Projects Agency under Contract N00014-76-C-0116 monitored by the Office of Naval Research.

FB-6 Theoretical Modelling of Discharge Kinetics in Transmission Line Driven Excimer Lasers - YUH-SHUH WANG and SHAO-CHI LIN, University of California, San Diego.\* -- Theoretical modelling of the discharge kinetics in rare gas halide excimer lasers driven by a transmission line type pulse forming network (PFN) is described. Appropriate gas kinetic equations are solved simultaneously with the time evolution of the electron mole fraction during the transient discharge. The time-dependent electron energy distribution function is obtained from numerical solution of the Boltzmann equation with all relevant elastic (including electron-electron), inelastic, attachment, recombination, and ionization collisions through a self-consistent iteration technique. This theoretical model has been used in a parametric study of XeCl laser performance in relatively long pulse operations. These numerical results are also compared with some recent experiments.

\* Supported by the Defense Advanced Research Projects Agency under Contract N00014-76-C-0116 monitored by the Office of Naval Research.

FB-7 Experimental and Theoretical Performance  
Characteristics of an X-ray Preionized, 100 ns Discharge  
XeCl Laser - B. L. WEXLER and L. J. PALUMBO, Naval  
Research Laboratory--Measurements have been made of the  
voltage and current in a transmission-line driven, x-ray  
preionized XeCl laser as a function of gas mixture,  
pressure and charging voltage. When compared with  
laser output, preliminary results indicate wallplug  
efficiencies over 1% and instantaneous power effici-  
encies over 2%. The experimental data compare well  
with the predictions of a model which includes the  
discharge circuitry.

SESSION G

1:30 P.M., WEDNESDAY, OCTOBER 8, 1980

FORUM ROOM

MERCURY BROMIDE AND INTERHALOGEN LASERS

CHAIRPERSON: R. WEXLER

NAVAL RESEARCH LABORATORY



G-1 Spectroscopy, Kinetics and Laser Action in Interhalogen Molecules

M. DIEGELMANN, H.P. GRIENEISEN, F. REBENTROST, K.L. KOMPA, Max-Planck-Gesellschaft, Projektgruppe f. Laserforschung, Garching, W. Germany - Fluorescence emission originating from the  $D'(^3\Pi_2) \rightarrow A'(^3\Pi_2)$  transitions of all diatomic interhalogen compounds has been studied with e-beam excitation. Wavelengths between 284 nm (ClF) and 491 nm (IF) were found. The experimental results are interpreted on the basis of a molecular model allowing for the prediction of the observed spectra. The kinetics of the production of the upper level is discussed in detail. Kinetic parameters were determined from time-resolved measurements of the fluorescence signals for  $F_2^*$ ,  $Cl_2^*$  and  $I_2^*$ . Experiments to excite these molecules in a fast transverse discharge configuration led to three new laser systems (ClF, BrF and IF). Energies in the mJ range were obtained.

G-2 IC $\ell$  and IF E State Radiative Lifetimes and Quenching Rate Constants\* - M.L. DLABAL, S.B. HUTCHISON<sup>†</sup> and J.G. EDEN, Univ. of Illinois, Urbana, IL 61801 -- The radiative lifetime of the violet IC $\ell$  (E  $\rightarrow$  A) band and the IC $\ell$  (E) state quenching rate constants have been obtained by electronically exciting IC $\ell$  with an ArF (193 nm) laser or a 600 keV electron beam. By examining the exponential decay of the IC $\ell$  spontaneous emission for various IC $\ell$  pressures, the E  $\rightarrow$  A radiative lifetime was found to be  $14 \pm 1$  ns. Similar experiments involving the IF (E  $\rightarrow$  A) band have been performed by photodissociating IF<sub>5</sub> using an excimer laser.

\* Work supported by AFOSR and the NASA Langley Research Center.

<sup>†</sup> Present address: GTE-Sylvania, P.O. Box 188, Mountain View, CA 94042.

G-3 Lasing Characteristics of Iodine-Monofluoride -  
R. J. DE YOUNG, Miami U.\*--Recently, lasing has been observed in IF\* at 491 and 484 nm in mixtures of He/CF<sub>3</sub>I/NF<sub>3</sub>. Optimum lasing in a UV preionized TEA discharge, was observed at an E/N of  $1.8 \times 10^{-16}$  with 1277/.65/2 Torr of He/CF<sub>3</sub>I/NF<sub>3</sub> using a 32% transmission output cavity mirror and Rmax back mirror. The media gain, under optimum conditions, was found to be ~2% per cm. Lasing occurred in both F\* and IF\*, but F\* lasing (~700 nm) always preceded IF\* lasing in time indicating that a precursor to IF\* lasing is excited fluorine. With a 32% transmission output mirror, and optimum gas conditions, the IF\* lasing output was 4  $\mu$  Joules. Passivation of the laser cell with CF<sub>3</sub>I was necessary for longer term static operation.

\*Supported by NASA grant NCCI-12.

G-4 IF Blue-Green Laser\* - M.L. DLABAL, S.B. HUTCHISON<sup>†</sup>, J.G. EDEN and J.T. VERDEYEN, Univ. of Illinois, Urbana, IL 61801 -- Lasing on five transitions (472.7, 478.7, 484.7, 490.7 and 496.5 nm) of the IF(E  $\rightarrow$  A) band has been observed in discharge pumped He, NF<sub>3</sub> and CF<sub>3</sub>I gas mixtures. Single pulse energies greater than 2 mJ in a ~ 30 ns FWHM pulse (~ 70 kW peak power) have been obtained. Gain measurements have also been performed (using a tunable dye laser) and reveal that gain in excess of 0.8% - cm<sup>-1</sup> exists over the entire 470-500 nm wavelength region. The small signal gain coefficient at the 491 nm band peak is  $(2.4 \pm 0.2)\%$  - cm<sup>-1</sup>. Similar experiments have been conducted for the IC(E  $\rightarrow$  A) band and the results will be discussed.

\* Work supported by AFOSR and the NASA Langley Research Center.

<sup>†</sup> Present address: GTE-Sylvania, P.O. Box 188, Mountain View, CA 94042.

G-5 Optical and Electrical Characteristics of E-Beam Ionized HgBr<sub>2</sub> Dissociation Lasers - R. BURNHAM and W. T. WHITNEY, Naval Research Laboratory--Measurements have been made of the voltage-current characteristic, laser output, and optical extraction efficiency from HgBr(B→X) lasers. The lasers were pumped by dissociative excitation of HgBr<sub>2</sub> in a self-sustained discharge preionized by a small e-beam. Laser energies of 50 mJ were obtained with efficiencies of 0.1% overall and 0.4% instantaneous. Sidelight fluorescence experiments give extraction efficiencies between 15% and 30%. The extraction efficiency may be limited either by intracavity absorption or by bottlenecking in the lower laser level. These efficiency-limiting processes are presently under investigation and results from these studies will also be presented.

G-6 Investigation of HgBr\* Excitation by X-Ray Sustained Discharge in Xe/HgBr<sub>2</sub> Mixtures.† J. DEGANI, M. ROKNI and S. YATSIV, Hebrew University.--The excitation kinetics and luminescence of HgBr\* are investigated in Xe/HgBr<sub>2</sub> mixtures, under X-ray irradiation as well as under X-ray sustained low current discharge. The discharge characteristics are studied for mixtures containing variable amounts of HgBr<sub>2</sub>. A value of  $8.4 \times 10^{-11} \text{ cm}^3 \text{ sec}^{-1}$  is measured for the attachment rate of slow electrons to HgBr<sub>2</sub>, by observing the decay of the electron current following a 30 nsec. X-ray radiation pulse. From the dependence of the intensity of the HgBr B→X transition on the mercuric bromide density, the quenching rate of HgBr\* by HgBr<sub>2</sub> is determined. The dependence of the emitted radiation intensity on the applied electric field is investigated and its spatial distribution is studied. Experimental evidence for generation of HgBr\* by dissociative excitation of HgBr<sub>2</sub> by electrons at energies below 10 eV is presented. The formation kinetic processes conforming with the experimental results are discussed.

†Supported by the U.S. Israel Binational Foundation

G-7 Efficient HgBr(B $\rightarrow$ X) Laser Oscillation in E-Beam Controlled Discharge Excited Xe/HgBr<sub>2</sub> Mixtures--R. T. BROWN and W. L. NIGHAN, United Technologies Research Center\*--This presentation reports results of an investigation of e-beam controlled discharge-excited HgBr(B)/HgBr<sub>2</sub> dissociation lasers using Xe as the primary energy receptor-transfer species. Experimental discharge and laser characteristics are reported which show that when Xe is used in place of N<sub>2</sub> in the HgBr<sub>2</sub> dissociation laser, a substantial improvement in efficiency is obtained. In addition, calculations show that the discharge excited Xe/HgBr<sub>2</sub> dissociation laser has considerable potential as a blue-green laser source, with potential electrical-optical energy conversion efficiency in the 5-10% range.

\* This work was supported in part by the Naval Ocean Systems Center and by the Office of Naval Research.

G-8 Small Signal Gain, Fluorescence and Energy Deposition in an HgBr<sub>2</sub>/HgBr Dissociation Laser - T. M. SHAY, F. HANSEN, M. C. JORDAN, D. GOOKIN, and E.J. SCHIMITSCHEK, Naval Ocean Systems Center, San Diego CA, 92152--The small signal gain ( $g_0$ ), fluorescence and energy deposition of an HgBr laser has been measured as a function of both N<sub>2</sub> partial pressure and wavelength. The experimental set-up was similar to the one described previously (1). The gas fill consisted of Ne or Ne/N<sub>2</sub> mixtures with a total gas pressure of 1000 torr (measured at 20°C). The HgBr<sub>2</sub> vapor pressure was 2.3 torr (155°C). A dye laser was used to probe  $g_0$ , while the relative population of HgBr(B) was monitored by sidelight fluorescence. The spectral dependence of  $g_0$  for the HgBr laser follows the spontaneous emission profile of the HgBr B  $\rightarrow$  X transition.  $g_0$  at the spectral peak of the B  $\rightarrow$  X emission (502nm) has been measured to be up to 9.5%/cm with 100 torr of N<sub>2</sub> and a maximum of 7.2%/cm without N<sub>2</sub>. An intrinsic laser energy efficiency of 2.2% has been measured when operating under optimum conditions.

<sup>1</sup>E.J. Schimitschek and J.E. Celto, Appl. Phys. Lett. 36, 176 (1980).

SESSION H

3:00 P.M., WEDNESDAY, OCTOBER 8, 1980

FORUM ROOM

WORKSHOP ON KINETIC PROCESSES IN ELECTRONIC TRANSITION  
LASERS

THIS WORKSHOP WILL FOCUS ON RECENT EXPERIMENTAL AND ANALYTICAL WORK IN UNDERSTANDING IMPORTANT KINETIC MECHANISMS LEADING TO THE FORMATION OF UPPER STATES OF RARE GAS HALIDE AND MERCURY HALIDE LASERS. IONIC AND NEUTRAL FORMATION CHANNELS WILL BE DISCUSSED IN THE CONTEXT OF ELECTRON BEAM AND DISCHARGE-EXCITED LASER DEVICES.

CHAIRPERSON: H. T. POWELL

LAWRENCE LIVERMORE LABORATORY

NEUTRAL REACTIONS INVOLVING RARE GAS HALIDE MOLECULES

D. SETSER

CHARGE TRANSFER PROCESSES IN RARE GASES

C. COLLINS

ELECTRON IONIZATION RATES IN ELECTRICAL DISCHARGE LASERS

K. NYGAARD

KINETIC PROCESSES IN SELF-SUSTAINED RARE GAS HALIDE  
AND MERCURY HALIDE LASERS

R. BURNHAM

MODELING OF DISCHARGE-EXCITED RARE GAS HALIDE LASERS

A. GREENE

MODELING OF ELECTRON-BEAM-EXCITED, SHORT-PULSE KrF LASERS

D. KLIMEK

SESSION I

9:00 A.M., THURSDAY, OCTOBER 9, 1980

FORUM ROOM

EXCITATION TRANSFER

CHAIRPERSON: G. SALAMO

UNIVERSITY OF ARKANSAS

I-1 Laser-induced Collisional Energy Transfer\*, GREGORY A. PARKER and JOHN C. LIGHT, University of Oklahoma. --A rotational decoupling approximation is developed for the interaction of an s-state atom with a  $\Sigma$ -state diatomic molecule in the presence of an intense laser field. Coupled channel calculations are presented for the field dependent collisions of He with HF and TF. The results indicate that an intense field strength ( $\sim 10^8$  watts/cm<sup>2</sup>) is necessary to induce a significant amount of translational-to-vibrational energy transfer. However with an intense laser field significant translational-to-vibrational transition probabilities are obtained for frequencies which are nearly 200 cm<sup>-1</sup> off resonance from the nearest dipole allowed transition of the isolated diatom.

\*Work supported by the Department of Energy and performed at the University of Chicago.

I-2 Energy Pooling in Na(3p) - Na(3p) Collisions\* V.S. KUSHAWAHA and J.J. LEVENTHAL, Univ. of Mo.-St. Louis. --The formation of Na(n $\ell$ ) and Na<sub>2</sub><sup>+</sup> in sodium vapor ( $\sim 10^{13}$  cm<sup>-3</sup>) irradiated by a single frequency (20MHz bandwidth) cw dye laser tuned to one of the D lines has been studied. The dependence of product signal on laser power density suggests that Na(3p) - Na(3p) energy pooling collisions are responsible for these species. Rate constants for specific reaction channels and temperature dependences of rate constants will also be reported.

\*Work supported by DOE Contract No. DE-AS02-76ER02718.



I-3 Measurement of the Collisional De-excitation Rate Coefficient of  $\text{He}_2(d^3\Sigma_u^+)$  with  $\text{He}(1^1\text{S})$ .\* J. W. PARKER, L. W. ANDERSON, W. A. FITZSIMMONS, and CHUN C. LIN, U. of Wisconsin-Madison.--We report a bimolecular rate coefficient of  $(2.5 \pm 0.17) \times 10^{-12} \text{cm}^3 \text{sec}^{-1}$  at 293°K for the quenching of  $\text{He}_2(d^3\Sigma_u^+)$  molecules by collision with  $\text{He}(1^1\text{S})$  atoms; this reaction is measured in the after-glow of a pulsed helium discharge. A pulsed dye laser is used to excite molecules from the metastable  $a^3\Sigma_u^+$  level to the  $e^3\Pi_g$  level. Rapid collisional relaxation transfers some of the  $e^3\Pi_g$  molecules to the  $d^3\Sigma_u^+$  level. The quenching rate of the  $d^3\Sigma_u^+$  population is measured by monitoring the  $d^3\Sigma_u^+ \rightarrow b^3\Pi_g$  laser-induced fluorescence for various discharge pressures between 50 and 800 Torr. This result will be compared to previous work.

\* Work supported by the Air Force Geophysics Laboratory.

I-4 Temperature Dependence of the Rate Constants for the Three Body Quenching Reactions in the  $\text{KrF}^*$  Laser System†, D. KLIMEK AND J. HSIA, Avco Everett Res. Lab., Inc.-- The  $\text{KrF}^*$  and  $\text{Kr}_2\text{F}^*$  fluorescence emissions from e-beam excited  $\text{F}_2/\text{Kr}/\text{Ar}$  mixtures were measured over the temperature range of 315°K to 420°K, at total densities of 1, 2, and 3 amagats. These data were used in conjunction with kinetic model calculations to evaluate the temperature dependence of three body quenching reactions of the type:



where:  $\text{R} \equiv \text{Ar}, \text{Kr}$  and  $\text{M} \equiv \text{Ar}, \text{Kr}$

The temperature dependences of the corresponding rate constants were calculated by Shui (1). The decrease in three body  $\text{KrF}^*$  quenching with increasing temperature deduced from the experimental data agrees with that calculated to within 15%. Details of the experiment, and comparison with model calculations, will be presented.

†Work supported by U.S. Dept. of Energy

1. V.H. Shui, Appl. Phys. Lett. 34, 203 (1979).

I-5 Vibrational Relaxation of NO(v=1-8) Created in Electron Irradiated N<sub>2</sub>/O<sub>2</sub> Mixtures - B. D. GREEN and G. E. CALEDONIA, Physical Sciences Inc. and R. E. MURPHY, Air Force Geophysics Laboratory\*--The technique of time resolved spectroscopy has been applied to the measurement of the room temperature relaxation of highly excited vibrational levels of molecules created in electron irradiated mixtures. Fluorescence from up to 10 excited vibrational levels of NO was observed, supporting the N(<sup>2</sup>D)+O<sub>2</sub> reaction channel for NO formation. The decays from eight levels could be followed to obtain preliminary estimates of the reaction rate constants for the processes NO(v)+O<sub>2</sub> → NO(v-1)+O<sub>2</sub>. The role of other quenchers such as N<sub>2</sub> and the beam created species O and N in the relaxation of NO(v) has also been estimated in light of the kinetic data and computer modeling calculations.

\*Supported by US AFOSR Project 2310G409 and DNA sub-task I25BAXHX 632.

SESSION JA

10:10 A.M., THURSDAY, OCTOBER 9, 1980

Room A

DISTRIBUTIONS AND TRANSPORT PROPERTIES

CHAIRPERSON: J. INGOLD

GENERAL ELECTRIC, CLEVELAND

JA-1 Extended Boltzmann Analysis Applied to Electron Swarm Experiments in N<sub>2</sub>.\* L.C. PITCHFORD and A.V. PHELPS† -- JILA, Univ. of Colo. & NBS. - The recently developed technique<sup>1</sup> for the solution of the electron Boltzmann equation using a multi-term spherical harmonic expansion has been applied to the analysis of electron swarm experiments in N<sub>2</sub>. Using this method, transport coefficients and rate coefficients for vibrational excitation, electronic excitation and ionization have been calculated for electrons in N<sub>2</sub> over a range of E/N from 10<sup>-17</sup> to 2x10<sup>-15</sup> V-cm<sup>2</sup>. Significant differences are found between the results of the two-term and the converged (six-term) calculations for some parameters. For example, there is almost a 30% difference in calculated excitation rate coefficients for the N<sub>2</sub> A state at an E/N of 7x10<sup>-16</sup> V-cm<sup>2</sup>, while very little change is found for other parameters. In addition, the effects of anisotropies in the electron scattering cross sections on the calculated transport and rate coefficients have been investigated.

\*Work was supported by AFAPL, Wright-Patterson AFB, Ohio and a computer grant from NCAR, Boulder, Colorado.

†Staff Member, Quantum Physics Division, NBS.

1. L. C. Pitchford, S.V. O'Neil and J. R. Rumble, Jr., Phys. Rev. A (submitted).

JA-2 Enhanced Electron Conductivity in Ramsauer Gases-Molecular Gas Mixtures: Absolute Inelastic Cross-Section Calibration. A. GARSCADDEN, G.A. DUKE, and W.F. BAILEY, Aero Propulsion Lab., Air Force Wright Aeronautical Labs., and A.F. Institute of Technology. Wright-Patterson AFB Ohio 45433.--Calculations of the electron conductivity using a numerical solution of the collisional Boltzmann transport equation for CO-Xe, CO-Kr, CO-Ar, N<sub>2</sub>-Ar and similar molecular gas-rare gas mixtures have revealed that the electron drift velocity is significantly enhanced for certain proportions of the mixed gases. For example, in CO-Kr, for 10% CO, 90% Kr, at an E/N = 15 Td, the electron drift velocity is 7.6 X 10<sup>6</sup> cm sec<sup>-1</sup>, as compared to 1.4 X 10<sup>6</sup> cm sec<sup>-1</sup> in pure krypton and to 2.2 X 10<sup>6</sup> cm sec<sup>-1</sup> in pure carbon monoxide. The enhancement effect, which requires a total momentum transfer collision frequency increasing with energy and a low energy inelastic loss process, is non-linear in the fractional concentration of the molecular gas. This non linearity combined with the sensitivity of the drift velocity to the ratio of the elastic collision frequency compared to the inelastic collision frequency, permits calibration of the inelastic cross-section magnitude.

JA-3 Complementarity Theorem for Position-Dependent Electron Velocity Distributions. P.J. CHANTRY, Westinghouse R&D Center.--When a stream of electrons drifting in a uniform field approaches an absorbing anode, their density and velocity distribution become functions of position. As pointed out by Lowke et al.,<sup>1</sup> the position dependence in this situation (I) is complementary to that existing in a second situation (II), where electrons diffuse upstream and drift downstream from a steady transparent planar source. The theorem can be proved via a simple "gedanken" experiment which reveals some minor errors in the earlier work,<sup>1</sup> and explains unexpected features of a previous Monte-Carlo simulation<sup>2</sup> of II. The ideal source for such simulations of II is shown to be the electrons impinging on the anode in I. This ideal source will produce the velocity distribution appropriate to  $E/N$  for all downstream positions, allowing the computational space to be minimized. It cannot be prescribed a priori in detail, but clearly it should occupy only the forward hemisphere, and based on available data,<sup>1,2</sup> have a mean energy approximately twice the equilibrium value.

<sup>1</sup>

J.J. Lowke, J.H. Parker, Jr., and C.A. Hall, Phys. Rev. A15 1237, (1977).

<sup>2</sup>G.L. Braglia and J.J. Lowke, J. Phys. D12 1831 (1979).

JA-4 Behavior of Townsend's  $\alpha/N$  at High  $E/N$ . M. HAYASHI, Nagoya Inst. Tech.-- The authorities suggested that  $\alpha/N$  should decrease with increasing  $E/N$  at sufficiently high values of  $E/N$ . This is based on the fact that the ionization cross section has a maximum at electron energy of about 100eV. L.H. Fisher concluded in his unpublished paper that there was no credible experimental evidence that any gas displayed a maximum in its  $\alpha/N$  versus  $E/N$  curve.

Recent experiments of Haydon's and our groups and our Monte Carlo calculations show the fact that the energy distribution functions of electron avalanches are unequilibrium at high  $E/N$ , so the  $\alpha$  of  $I=I_0 \exp[\alpha(d-d_0)]$  can not be defined. In the gases which have the small cross sections, these breaks occur easily. The value  $\alpha$  is defined when  $E/p_0$  is smaller than about 300 V/cm.Torr in He and H<sub>2</sub>. The exact experiments of  $\alpha$  in He at  $E/p_0$  of about 300 or so are needed. The value  $I_0$  is not the initial photoelectric current and it is a function of  $E/N$ . And the value  $d_0$  is not the energy equilibrium distance even at low  $E/N$ .

JA-5 Non-LTE Plasma Recovery, GUNTER ECKER, Ruhr-Universität, Bochum, FRG -- Numerous investigations studying the recovery of a residual plasma under the influence of an electric field are based on the assumption of local thermodynamic equilibrium (LTE). However, the strong energy flux within the velocity space of the electrons due to inelastic phenomena and from the electron component to other particle components of the gas may cause deviations from LTE strong enough to affect substantially the recovery process. Our analysis considers a uniform nitrogen plasma of given initial ionization in its time development under the influence of an instantaneously applied homogeneous electric field. Inelastic collisions of the first and second kind in the vibrational and electronic range are taken into account. We find that LTE-deviations cause order of magnitude differences in the recovery-rise-time.

JA-6 Microwave Interactions of Electrons in Glow Discharges, FRANK T. WU and CHARLES ROBERTS, Naval Weapons Center, China Lake CA.--The plasma-microwave interactions in a gas-filled discharge tube were investigated from the kinetic theory point of view. To do this the Boltzmann equation is formulated for the problem with the assumption that the discharge is operated in a normal glow, and, therefore, a spatially homogeneous plasma. The electron energy distribution is numerically integrated for some typical plasma density and discharge conditions, under the influence of microwave radiation. Some derived transport coefficients, such as the electron conductivity, electron kinetic temperature, and electron collision ionization coefficient, are obtained from the calculated electron energy distribution function. These coefficients are treated as a function of microwave frequencies, typically in the range of 2-20 GHz. The results of D.C. and Microwave discharges are compared. Further insight into the possible usage of a gas-filled discharge tube as a detector for microwaves will be discussed.

JA-7 Microwave Measurements on a Neon Plasma Induced by a Proton Beam - M. FITAIRE, J. MARGOT, A.M. POINTU, and M. VIALLE, Université Paris-Sud, France\*--Calculation of low and medium energy part of the electron distribution function of a Neon plasma, induced by a steady-state low intensity proton beam, have been performed using a simplified formalism<sup>1</sup>. In order to improve its validity, a microwave cavity method involving a P.L.L. technique, has been applied to our experiment, allowing an automatic recording of mean electronic density and effective electron-neutral collision frequency, versus variable gas pressure (10 to 500 Torr) and beam current density (0.1 to 2  $\mu\text{A}/\text{cm}^2$ ). Comparison with corresponding calculated moments using previous distribution function is found to be satisfactory.

\*Supported by D.R.E.T. contract.

<sup>1</sup>A.M. Pointu, D. Auphelle, F. Euvé, M. Fitaire and M. Vialle, to be published in Journal de Physique.

SESSION JB

10:20 A.M., THURSDAY, OCTOBER 9, 1980

Room B

METASTABLE REACTIONS

CHAIRPERSON: D. FAHEY

ENVIRONMENTAL RESEARCH LABORATORIES, NOAA



JB-1 Quenching of Neon Metastable Atoms in Pure Neon Afterglows - J. CLARK\* & A. J. CUNNINGHAM, Univ. Texas at Dallas.--We report the results of a study of the quenching of neon metastables in a pure neon afterglow. Two and three body rate coefficients for the destruction of  $^3P_0$ ,  $^3P_1$ ,  $^3P_2$ , and  $^1P_1$  states of neon were measured. The experiments were conducted over a temperature range of -100 to +200 degrees celcius, and a pressure range of 10 - 500 Torr. A single frequency dye laser was used to monitor the temporal evolution of the absolute population density of the lowest lying states of neon using absorption spectroscopy. Measurements of the absorption line profiles versus pressure and temperature in a pulsed D.C. discharge will also be presented.

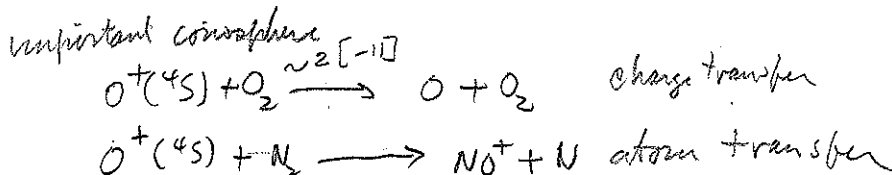
\*Supported by the University of Texas at Dallas' organized research funds.

JB-2 Energy Transfer Processes in Helium-Copper Afterglows. \* D.W. ERNIE and H.J. OSKAM, University of Minnesota.--The time dependencies of 35 CuII energy levels between 15.96 eV and 24.62 eV were studied using light emission and absorption spectroscopy during the afterglow of a sputtered He-Cu hollow cathode discharge. By measuring the decay of the  $He^m(2^3S)$  and  $Cu(4s^2S_{1/2})$  densities, it was possible to determine the helium species  $[He^+, He_2^+, He^m(2^3S), \text{and } He_2^m(a^3\Sigma_u^+)]$  responsible for production of the CuII states. The CuII levels between 22.7 eV and 24.62 eV are produced, either directly or by cascading, by charge exchange between  $He^+$  and Cu. The CuII levels between 15.96 eV and 21.41 eV are produced by charge exchange between  $He_2^+$  and Cu. The dependence on the energy defect of the reaction rate coefficients for this process indicates that the reaction occurs via a dissociative charge transfer mechanism. No evidence was found for the production of CuII states by the Penning ionization of Cu by  $He^m(2^3S)$  or  $He_2^m(a^3\Sigma_u^+)$ .

\*Work supported by the National Science Foundation (Grant # ENG-78-25933)

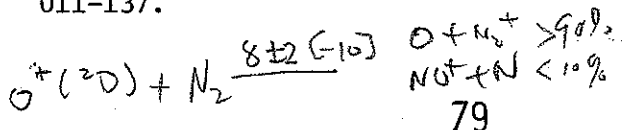
JB-3 Penning Ionization of Sr in Optogalvanic Effect.  
 R. SHUKER, A. BEN-AMAR and G. EREZ, Ben-Gurion Univ.  
 and E. MIRON, Nuc. Res. Center-Negev, -- The optogalvanic  
 technique is used to study the Penning Ionization of Sr  
 in a discharge plasma of Sr and Ne mixture.<sup>1</sup> The meta-  
 stable level of Ne,  $^3P_0$ , at  $134821 \text{ cm}^{-1}$  is within  $kT$   
 from the second ionization level of Sr (at  $134890 \text{ cm}^{-1}$   
 from the ground of neutral Sr) and the second metastable  
 of Ne,  $^3P_2$ , at  $134044 \text{ cm}^{-1}$  is within  $kT$  from many SrII  
 levels, where T is the translational temperature of the  
 gas discharge. Thus a Penning ionization of Sr by Ne  
 metastables can be achieved. A pulsed nitrogen pumped  
 dye laser tuned to transitions from these metastable  
 levels of Ne is used. The resulting optogalvanic signal  
 has a characteristic positive part, a few tens of  $\mu\text{sec.}$ ,  
 after the laser excitation exhibiting the effect of the  
 energy transfer by the Penning effect.

<sup>1</sup>R. Shuker, A. Ben-Amar, G. Erez and E. Miron, Post  
 deadline paper, International Quantum Electronics  
 Conference, Boston (1980).



JB-4 Thermal-energy Reactions of Metastable  $O^+(^2D)$   
Ions with  $O_2$ ,  $N_2$ , and  $H_2$ .\* - R. JOHNSON and M. A. BIONDI  
 - U. Pittsburgh. -- Reactions of  $O^{+m}$  metastable ions with  
 $O_2$ ,  $N_2$ , and  $H_2$  have been investigated using drift-tube  
 mass-spectrometer techniques. The reaction  $He^+ + O_2 \rightarrow$   
 $He + O^+ + O$  is used as the source of metastable ions,  
 and differences in ionic mobilities between ground-  
 state and excited ions in helium carrier gas are  
 exploited to distinguish the two types of ions. For  
 the metastable ions, ordinary charge transfer at a rate  
 approaching the Langevin limit is found to be the  
 dominant reaction branch in all three reactions;  $k(N_2) =$   
 $(8 \pm 2) \times 10^{-10}$ ,  $k(O_2) = (7 \pm 2) \times 10^{-10}$  and  $k(H_2) \sim$   
 $2 \times 10^{-9} \text{ cm}^3/\text{sec}$ . The inference that vibrationally  
 excited  $H_2^+$  ions are formed in the reaction  $O^{+m} + H_2$ ,  
 together with other observations, strongly suggests that  
 the metastable state of the  $O^+$  ions is  $^2D$  rather than  
 $^2P$ , a possible alternative.

\*Work supported, in part, by the Army Research Office/  
 DNA under Grant No. DAAG29-79-C-0043 and the NASA  
 Planetary Atmospheres Program under Grant No. NGL39-  
 011-137.



JB-5 Reactions of  $O^{2+}$  Ground-State and Metastable Ions with He,  $O_2$  and  $N_2$ .\* - R. JOHNSEN and M. A. BIONDI - U. Pittsburgh.--In an attempt to resolve a 3 order-of-magnitude discrepancy between the ab-initio calculation of the charge transfer rate for  $O^{2+} + He \rightarrow O^+ + He^+$  and the experimental result we have employed a drift-tube mass-spectrometer apparatus for a detailed study of this reaction. The reaction  $Ne^{2+} + O_2 \rightarrow O^{2+} + \dots$  was used to produce  $O^{2+}$  ions in specific states determined by the state of the  $Ne^{2+}$  ions. Mobility differences among these states were exploited to provide distinguishable reaction rates for the different  $O^{2+}$  states. The results indicate that previous experimental data referred to metastable  $O^{2+}$  ions and that the rate for ground-state  $O^{2+}$  ions reacting with helium [ $k = (3.5 \pm 1.5) \times 10^{-11}$  cm<sup>3</sup>/sec] is remarkably close to the theoretical value. Previous conclusions regarding the ionosphericly important reactions of  $O^{2+}$  with  $O_2$  and  $N_2$ , however, remain valid, since their rates were found to be insensitive to the particular  $O^{2+}$  state.

\*Work supported, in part, by the Army Research Office/DNA under Grant No. DAAG29-79-C-0043 and the NASA Planetary Atmospheres Program under Grant No. NGL39-011-137.

JB-6 Excitation of the Hydrogen Continuum in Collisions of  $Ar(^3P_0)$  with  $H_2$  - C.R. LISHAWA, W. ALLISON, and E.E. MUSCHLITZ, JR., University of Florida\*--The hydrogen continuum emission ( $a^3\Sigma_g^+ \rightarrow b^3\Sigma_u^+$ ) has been observed arising from the collision process:  $Ar(^3P_0) + H_2(X^1\Sigma_g^+) \rightarrow Ar(^1S_0) + H_2(a^3\Sigma_g^+, v'=0)$  in a crossed supersonic molecular beam apparatus previously described.<sup>1</sup> The process is endoergic by 0.08 eV. The total intensity of the continuum was found to rise sharply from an onset at  $0.080 \pm 0.005$  eV and reach a nearly constant value from 0.1 to 0.16 eV, the highest relative energy attained in these measurements. The spectral distribution of the continuum compares very well with the calculations of James and Coolidge,<sup>2</sup> however, the experimentally determined maximum lies at  $3000\text{\AA}$ ,  $350\text{\AA}$  higher than the calculated value.

\*Supported by NSF

<sup>1</sup>E.R. Cutshall and E.E. Muschlitz, Jr., J. Chem. Phys. 40, 3171(1979).

<sup>2</sup>H.M. James and A.S. Coolidge, Phys. Rev. 55, 184(1939).

JB-7 Pressure Studies of  $O_2(^1\Delta)$  Production in Electrical Discharges.\* T.R. Dooling, M. Zediker, J. Anderson, S. Nagalingam, and G.H. Miley, Univ. of IL, Urbana, 61801--Experimental studies using a coaxial discharge in a flowing system to produce  $O_2(^1\Delta)$  have been performed. The goal of this work is to produce kinetic data on  $O_2(^1\Delta)$  metastable densities and lifetimes at pressures suitable for nuclear-pumped laser work (10 to 600 torr). Measurements used the 1.27- $\mu\text{m}$  and 634-nm emission to monitor metastable density and dimol formation several points downstream from the discharge region.

Data for pure oxygen pressures in excess of 10 torr, effects due to 380 torr total pressure, and effects due to flow rate variations above 0.3 g/min will be presented.

Implications of these results relative to development of a hybrid nuclear-electrical pumped cell will be presented.

\*Work supported by NSF.

SESSION KA

1:30 P.M., THURSDAY, OCTOBER 9, 1980

Room A

ATTACHMENT

CHAIRPERSON: T. M. MILLER

UNIVERSITY OF OKLAHOMA

KA-1 Basic Processes in CO<sub>2</sub> Laser Plasmas\* - R. A. SIERRA<sup>†</sup>, S. R. FOLTYN<sup>†</sup>, H. L. BROOKS, M. C. CORNELL, and K. J. NYGAARD, Department of Physics, University of Missouri-Rolla -- Employing a pulsed electron swarm technique, we have determined electron drift velocities and attachment and ionization rates in [He]:[N<sub>2</sub>]:[CO<sub>2</sub>] mixtures with density ratios of 12:1:4 and 0:1:4. Furthermore, by using a 160 kvolt electron beam as a primary source of ionization, we have measured electron-ion recombination in the same gas mixtures.

\*Supported in part by the Los Alamos Scientific Laboratory.

<sup>†</sup>Present address: Los Alamos Scientific Laboratory, Los Alamos NM.

KA-2 Attachment and Ionization in HgBr<sub>2</sub>\* --W. J. WIEGAND and L. R. BOEDEKER, United Technologies Research Center--Cross sections for ionization and dissociative attachment in mercuric bromide have been measured in an electron beam apparatus. Product ions were identified by mass analysis. The total ionization cross section exhibits a threshold near 10.6 eV, a magnitude of approximately  $2 \times 10^{-15}$  cm<sup>2</sup> at 70 eV, and a predominance of HgBr<sub>2</sub><sup>+</sup> formation. A survey of negative ions between 0 and 70 eV revealed only Br<sup>-</sup> formation in a several volt range near 4 eV with a peak attachment cross section of  $1 \times 10^{-17}$  cm<sup>2</sup>. This magnitude was independently verified by swarm measurements of the electron attachment rate in HgBr<sub>2</sub>/buffer gas mixtures. Details of the experimental findings will be described and implications of these results to mercuric bromide laser discharges will be discussed.

\* This work was supported in part by the Naval Ocean Systems Center.

KA-3 Electron Transport Coefficients in Gas Mixtures Containing HgBr<sub>2</sub><sup>\*</sup> - H. L. BROOKS, R. A. SIERRA<sup>\*\*</sup>, E. WEIGOLD<sup>†</sup>, and K. J. NYGAARD, Physics Department, University of Missouri-Rolla--We have measured the electron drift velocities and effective cross sections for attachment and ionization in mixtures of HgBr<sub>2</sub> with nitrogen, helium and neon. The method used studied the evolution of an electron swarm drifting in an electric field and measured the number of ions formed in the gas. Results will be presented for E/N (electric field/gas number density) values of 1 to 300 Td, at temperatures from 130°C to 150°C. Observation of fluorescent side light was used to try to identify the state of HgBr formed in the attachment process.

- \* - Supported in part by the Office of Naval Research.
- \*\* - Present address - Los Alamos Scientific Laboratory, Los Alamos, NM.
- + - Permanent address - Flinders University of South Australia, Bedford Park, S.A.

KA-4 Measurements of the rate coefficient for attachment of thermal electrons to SF<sub>6</sub>. R.W. CROMPTON, A.G. ROBERTSON, K. NYGAARD<sup>†</sup> and R. HEGERBERG, Australian National University --Measurements of electron population decay rates in SF<sub>6</sub>-N<sub>2</sub> mixtures containing 1 to 5 ppm of SF<sub>6</sub> and at pressures between 5 and 25 Torr have been analysed to determine the attachment rate coefficient with an uncertainty of less than 5%. In contrast with similar measurements<sup>1</sup> in O<sub>2</sub>-N<sub>2</sub> mixtures showing comparable electron loss rates there is little or no evidence of attachment cooling when either the total pressure or mixture composition, or both, are varied. The implication of this result with respect to the energy dependence of the cross section for the initial reaction to form SF<sub>6</sub><sup>-\*</sup> will be discussed.

<sup>†</sup>University of Missouri-Rolla

<sup>1</sup>R.W. Crompton, R. Hegerberg, and H.R. Skullerud, J. Phys. B (in press, 1980).

KA-5 Abstract Withdrawn

KA-6 Measurements of Electron Transport, Attachment, and Ionization in HCl - D.K. DAVIES, Westinghouse R&D Center\*--A pulsed drift tube has been used to measure the arrival time spectra of electrons, negative ions, and positive ions in HCl and thereby determine values of the electron drift velocity, and attachment and ionization coefficients over the range  $3 \leq E/N \leq 300$  Td. The attachment rate coefficient increases rapidly with increasing E/N above 25 Td to a maximum  $\sim 9 \times 10^{-11}$  cm<sup>3</sup>/sec (a factor of two lower than previous measurements<sup>1</sup>) at E/N  $\sim 85$  Td and decreases relatively slowly at higher values of E/N. The negative ion spectra show only one dominant ion species having a reduced mobility of 0.70 cm<sup>2</sup>/sec V, whereas the positive ion spectra show two distinct ion species. The ionization coefficient  $\alpha/N$  is given to within  $\pm 4\%$  by  $\alpha/N(\text{cm}^2) = 4.43 \times 10^{-16} \exp[-757/[(E/N)(\text{Td})]]$  over the range  $125 \leq E/N \leq 300$  Td, and is about 25% lower than previous measurements.<sup>2</sup> The limiting value of E/N (at which the ionization and attachment rates are equal) is  $163 \pm 1$  Td.

\*Supported in part by Aero Propulsion Laboratory, Wright-Patterson AFB, Contract F33615-79-C-2074.

<sup>1</sup>V.A. Bailey and W.E. Duncanson, Phil. Mag. 10, 145 (1930).

<sup>2</sup>J.S. Townsend, Phil. Mag. 5, 389 (1903).

KA-7 Ground State Electronic Attachment Rates in HCl  
R. C. SZE and A. E. GREENE, Los Alamos Scientific Laboratory\*--The dissociative attachment rates for HCl are measured with a very low current density, short pulse, electron beam machine. Under these conditions essentially no HCl is believed to be vibrationally excited. Data are obtained using partial pressures of HCl of  $\sim 200$  parts per million in nitrogen and argon. Dissociative attachment rates for mean electron energies in the range of 0.7-1.2 eV and 2.5 to 5 eV are obtained. The rate constants measured give  $\sim 4.5 \times 10^{-10}$  cm<sup>3</sup>/s and  $\sim 1.7 \times 10^{-10}$  cm<sup>3</sup>/s in the low and high mean electron energy ranges. The results are compared with the theoretical values obtained by Boltzmann code calculations of the electron energy distributions including the cross-section data of R. Azria, et.al. and L. G. Christophorou, et.al. The present data agrees to within 50% of the calculated curves.

\*Work performed under the auspices of the U.S.DOE.



KA-8 Electron Attachment to Halocarbons\*--I. SZAMREJ, D.L. McCORKLE, L.G. CHRISTOPHOROU, and S.M. SPYROS, U. of Tenn.--The electron attachment rate constants for the halocarbons  $C_2Cl_4$ , 1,1- $C_2H_2Cl_2$ , trans-1,2- $C_2H_2Cl_2$  and  $C_2H_3Cl$  have been measured in mixtures with nitrogen and argon. The respective total electron attachment cross sections,  $\sigma_a(\epsilon)$ , for these compounds were determined using the swarm unfolding method. Maxima in  $\sigma_a(\epsilon)$  were found at 0.05 and 0.57 eV ( $C_2Cl_4$ ); < 0.05, 0.35, and 0.94 eV (1,1- $C_2H_2Cl_2$ ); 0.11 and 1.04 eV (trans-1,2- $C_2H_2Cl_2$ ); and 1.5 eV ( $C_2H_3Cl$ ). Also the temperature dependence of electron attachment to 1,1- $C_2H_4Cl_2$  was investigated in mixtures with nitrogen and argon from 323 to 473K. The electron attachment rate constants in mixtures with both nitrogen and argon increase with increasing temperature. At all temperatures the rate constants for this halocarbon are larger when measured in nitrogen than in argon. The energy integrated cross sections from 0.04 to 2.5 eV were determined for these and other halocarbons studied earlier. The relation of the integrated cross section to the corresponding DC breakdown strength for these gases will be discussed.

\*Supported by DOE Contract DE-AS05-76EV04703.

SESSION KB

1:30 P.M., THURSDAY, OCTOBER 9, 1980

Room B

PHOTON INTERACTIONS

CHAIRPERSON: H. HELM

SRI INTERNATIONAL

KB-1 State-Selective Photolysis of Cs<sub>2</sub> and CsKr\*. C. B. COLLINS, F. W. LEE, H. GOLNABI and P. VICHARELLI, Univ. of Texas at Dallas; D. POPESCU and I. POPESCU, Central Inst. of Physics of Romania--A two photon technique for the measurement of relative cross sections for the photolysis of simple molecules into particular product channels has been recently reported.<sup>1</sup> It has been used to examine the dissociation of Cs<sub>2</sub> into each energetically possible product state.<sup>2,3</sup> Reported here is a study of the dependence of the photolysis yield from both Cs<sub>2</sub> and CsKr upon the time of delay between excitation of the parent molecule and the detection of the products. It has provided data needed for the estimation of several of the repulsive potential curves describing unstable states of Cs<sub>2</sub> and CsKr.

\* Conducted as a part of the U.S.-Romanian Cooperative Program in Science and Technology, supported by NSF Grant INT76-18982.

1. C. B. Collins, J. A. Anderson, F. W. Lee, P. A. Vicharelli, D. Popescu and Iovitzu Popescu, *Phys. Rev. Lett.* **44**, 139 (1980).
2. C. B. Collins and J. A. Anderson, *J. Chem. Phys.* *Pend.*
3. C. B. Collins, F. W. Lee, J. A. Anderson, D. Popescu and Iovitzu Popescu, *J. Chem. Phys.* *Pend.*

KB-2 Absorption Profiles for Transitions to Sodium Rydberg Levels Perturbed by High Concentrations of Argon\* - D. KREBS, and L. D. SCHEARER, University of Missouri - Rolla -- A nitrogen-pumped dye laser system has been used to investigate the  $3^2P_{1/2,3/2} \rightarrow n^2D_{3/2,5/2}$  and  $3^2P_{1/2,3/2} \rightarrow n^2S_{1/2}$  ( $6 \leq n \leq 22$ ) line profiles for sodium perturbed by .2 to 2 Amagats of argon. Sodium was ionized in a stepwise process which incorporated one of the above resonant transitions as an intermediate step. The relative ion yield was determined as a function of laser wavelength and the resulting data analyzed by a micro-computer to obtain absorption profiles for the resonant transitions.

\*Supported by U. S. Office of Naval Research.

KB-3 UV Multiphoton Ionization of Xe and Several Small Molecules at 193 and 248 nm.\* R. V. HODGES, L. C. LEE, and J. T. MOSELEY, SRI International.--Relative multiphoton ionization rates for Xe, NO, NO<sub>2</sub>, N<sub>2</sub>O, O<sub>2</sub>, N<sub>2</sub>, CO, CO<sub>2</sub>, H<sub>2</sub>O, SO<sub>2</sub>, CF<sub>3</sub>Cl, CF<sub>3</sub>I, and C<sub>2</sub>F<sub>5</sub>I were measured as a function of laser power at 193 and 248 nm. A weakly focused rare gas-halogen excimer laser beam passed in front of the exit aperture of an ion drift tube. Ions formed in the laser beam were extracted by the drift field into a quadrupole mass spectrometer. Relative ionization rates varied among these molecules over six orders of magnitude. In several cases the ionization mechanism could be inferred from the ion fragmentation pattern, a knowledge of the single photon spectroscopy of the molecule, and the power dependence of the ionization rate.

\*Supported by Institute Research and Development funds of SRI International.

KB-4 OII and NII Branching Ratios in the EUV--M.D. MORRISON and A.H. CUNNINGHAM, Physics Program, University of Texas at Dallas, Richardson TX - Branching ratios for several sets of extreme ultraviolet transitions in ionized oxygen and ionized nitrogen have been measured. The transitions terminate on the <sup>2</sup>D° and <sup>2</sup>P° metastable levels of OII and the <sup>1</sup>S and <sup>1</sup>P metastable levels of NII. The emissions were excited in both windowless hollow cathode and capillary discharge lamps and viewed by a ½ m differentially pumped Seya-Manioka VUV monochromator. Branching ratios were derived from the observed intensity ratio of the multiplet pairs. The present results give line ratios in agreement with measured EUV dayglow values and help clarify the contribution of OII (538A) and OII (581A) to the dayglow spectrum.

KB-5 Radiative Lifetime Measurements of the  $4p^5P$ ,  $4p^3P$  and  $4d^5D^o$  Multiplets of Oxygen. R.-L. DAY, R. J. ANDERSON, and G. J. SALAMO, University of Arkansas\*-- Time-resolved spectroscopy is used to observe the  $4p^5P \rightarrow 3s^5S^o$ ,  $4p^3P \rightarrow 3s^3S^o$  and  $4d^5D^o \rightarrow 3p^5P$  multiplet transitions of the OI spectrum occurring at  $\lambda = 3974 \text{ \AA}$ ,  $\lambda = 4368 \text{ \AA}$  and  $\lambda = 6157 \text{ \AA}$ , respectively. The excited atomic multiplets result from dissociative-excitation of an  $O_2$  target gas by a pulsed electron beam of 100 eV incident energy,  $0.5 \rightarrow 1 \mu s$  pulse duration and  $\leq 5 ns$  cut-off time. They are observed at a spectral resolution  $\Delta\lambda < 3 \text{ \AA}$  and for  $O_2$  gas pressures in the range 20-100 mtorr. Computer and graphical analyses of the radiative decay curves at 20 mtorr yields lifetime values of  $198 \pm 20$ ,  $145 \pm 15$  and  $92 \pm 9$  nanoseconds for the  $4p^5P$ ,  $4p^3P$  and  $4d^5D^o$  multiplets, respectively. Comparisons with currently accepted theoretical values and other available experimental measurements will be discussed.

\*Supported by NSF Atmospheric Sciences Contract ATM-7918900.

KB-6 Wide Range Absolute Magnitude Photodetachment Spectrum of  $O_3^-$  - S. B. WOO, E. M. HELMY,\* P. MAUK and A. PASZEK, University of Delaware.--Photodetachment of  $O_3^-$  is done in a drift tube using a pulsed dye laser. Ions are mass identified and are thermalized to room temperature. Photodetached electrons are detected. Relative cross sections are put on an absolute scale by calibration to  $O^-$ . Laser multi-pass configuration is used to increase the effective number of photons while keeping laser flux per pulse small. This makes extraneous electrons arising from the photodetachment of photodissociated fragments small and yet yields reasonable signal to noise ratio. As a result, an absolute photodetachment spectrum of  $O_3^-$ , extending from the visible to just below the vacuum U.V. is determined. The threshold energy is  $2.1 \pm 0.1$  eV. The cross section is of the order of  $2 \times 10^{-19} \text{ cm}^2$  near the threshold and rises to about  $6 \times 10^{-18} \text{ cm}^2$  at 4.6 eV. The absolute calibration of the preliminary data is estimated to be 50%. Franck-Condon analysis will be applied on a more refined set of data to find the structure constants of  $O_3^-$ .

\*Delaware State College, Dept. of Physics.

KB-7 Gas Phase Structure Constants of  $\text{NO}_2^-$ . - S.B. WOO, D.KOON, W. CLODIUS, E.M. HELMY,\* and N.K. KANG, Univ. of Del.--An absolute magnitude photodetachment spectrum of  $\text{NO}_2^-$  extending from visible to just below vacuum U.V. is obtained. A dye laser served as the photon source. A drift tube is used to provide  $\text{NO}_2^-$  in ground electronic and vibrational state to simplify the interpretation of the data. Least squares fitting to:

$$\sigma_T(E) = \sum_{i=0}^n F_i \sigma_i(E)$$

where  $\sigma_T(E)$ , the total photodetachment cross section as a function of photon energy, is used to determine the intensity of various vibrational transitions.  $F_i$  and  $\sigma_i$  are respectively the Franck-Condon (F-C) factors and the partial cross sections corresponding to a vibrational transition from the (0,0,0) state of  $\text{NO}_2^-$  to the  $i$ th state of its neutral. The resulting F-C factors are compared with calculated ones to yield a bond angle  $\theta = 115.5 \pm 1^\circ$  and a bond length  $r = 1.25 \pm 0.01 \text{ \AA}$  for  $\text{NO}_2^-$ . Another possible choice of  $r$  and  $\theta$  will be discussed. Previous structural constants ( $115.4^\circ, 1.236 \text{ \AA}$ ) were determined only for an interactive environment.

\*Department of Physics, Delaware State College.

KB-8 Zero Core-Contribution Calculation of the Photodetachment of Heteronuclear Diatomic Molecules - W. B. CLODIUS, R.M. STEHMAN and S. B. WOO, Univ. of Del.\*--The zero core-contribution model has previously been applied to atomic<sup>1</sup> and homonuclear diatomic<sup>2</sup> negative ions. We have extended the method to heteronuclear molecules in two ways. First, Schmidt orthogonalization,<sup>3</sup> which was not necessary in the homonuclear case, was used to prevent undesired coupling between the bound state and the detached state. Second, the bound state was represented by a linear combination of two atomic orbitals. We determined the proper mixing ratios of the orbitals by attributing the difference between the dipole moments of the anion and neutral as solely due to the additional electron.  $\text{OH}^-$  is given as an example. The absolute cross section we calculate agrees with the measured data to within a factor of two, while Reed et al.'s<sup>3</sup> calculation agrees within a factor of five.

\*Supported in part by NSF.

<sup>1</sup>R.M. Stehman and S. B. Woo, *Phys. Rev. A* **20**, 281 (1979).

<sup>2</sup>R.M. Stehman, *B. Am. Phys. Soc.* **23**, 155 (1978).

<sup>3</sup>K.J. Reed, A.H. Zimmerman, H.C. Anderson, and J.I. Brauman, *J. Chem. Phys.* **64**, 1368 (1976).

SESSION LA

9:00 A.M., FRIDAY, OCTOBER 10, 1980

Room A

ARCS I

CHAIRPERSON: A. K. BHATTACHARYA  
GENERAL ELECTRIC, CLEVELAND

LA-1 Opto-galvanic Spectroscopy and Thermal Relaxation in High-pressure Mercury and Sodium Arc Discharges.--W.J. VAN DEN HOEK and J. A. VISSER, Philips Lighting Division, Eindhoven, Netherlands -- Photon-induced impedance changes (opto-galvanic effect) have been detected in a mercury arc (3.2 A, 125V, d.c.) and a sodium arc (6.5 A, 28V, d.c.). The arcs were irradiated by chopped tunable laser radiation from a Rhodamine 6G dye laser. The voltage changes were measured via a blocking capacitor with a lock-in amplifier. The observed impedance changes per unit absorbed laser power are  $-16 \mu\Omega/\text{mW}$  (Hg arc, 577nm) and  $-2 \mu\Omega/\text{mW}$  (Na arc 568.8nm) using a chopper frequency of 80 Hz. The frequency dependence of amplitude and phase of the optogalvanic effect up to 5 kHz shows the characteristics of two relaxation processes. An analysis of the experimental results was made in terms of two linear relaxation processes, using a model for the energy flow in an LTE arc. For the Hg arc the two characteristic times are 0.40 ms and  $\leq 4 \mu\text{s}$ . For the Na arc only one of the two characteristic times has been measured, its value being 53  $\mu\text{s}$ .

LA-2 Properties of high-pressure sodium arcs at frequencies above 50 Hz, J.W.F. DORLEIJN and R.L.A. van der HELJDEN, Lighting Division, Philips Eindhoven, The Netherlands -- A study has been made of the radiative and electrical properties of high-pressure Na/Hg/Xe arcs with different partial pressures of Na, Hg and Xe and various discharge tube radii. The lamps were supplied with a sinusoidal current in the frequency range 50 Hz - 10 kHz. We measured as a function of the frequency the modulation depth of the radiation output, the reignition peak in the lamp voltage and the luminous efficacy. At a frequency between 1 kHz and 10 kHz, depending on plasma composition and tube radius, the modulation in the luminous flux and the reignition peak disappear. No significant variation of the luminous efficacy as a function of the supply frequency is found, in contrast to results from literature<sup>1</sup>. All observations are described quantitatively using an arc model<sup>2</sup>, in which LTE is assumed.

<sup>1</sup> J.H. Campbell, Illuminating Eng. 64, (1969), 713

<sup>2</sup> J.A.J.M. van Vliet and B.R.P. Nederhand, 29th Gaseous Electro. Conf. (1976), paper FB 4.



LA-3 Calculations of Radiation Transport and Temperature Profile in a Metal Halide Lamp Containing Sodium, B F JONES and D A J MOTTRAM, Thorn Lighting Ltd., Leicester U.K.--The energy balance equation has been solved to give the temperature profile of a high pressure discharge containing Na/Dy/I/Hg. The cylindrically symmetric arc was assumed to be in the steady state under D.C. operation; LTE was assumed everywhere. Radial demixing effects were included in the determination of the chemical composition. Net emission coefficients for the Na 589, 568 and 818nm lines were calculated [1] assuming that the lines were broadened by resonance, Stark and van der Waal's interactions. The Dy radiation was assumed to be optically thin, and calculated [1] using the data of Penkin [2] and Corliss and Bozman [3]. Self absorption in the Dy lines will introduce inaccuracies into the Dy spectrum, but will have little effect on the calculated temperature profile and electrical characteristics of the lamp.

[1] Jones B.F., Mottram D.A.J., Eardley G., Paper 10, 2nd Int. Symp. on Incoherent Light Sources, Enschede (1979).

[2] Penkin N.P., Komarovski V.A., J.Q.S.R.T. 16, 217 (1976).

[3] Corliss C.H., Bozman W.R., NBS Monograph 53 (1962).

LA-4 On Modeling Vertical High Pressure Arcs with Axial Segregation of Additives. R. J. ZOLLWEG and D.K. McLAIN, Westinghouse R&D Center--Vertical high pressure mercury arcs containing additives to improve the radiative characteristics suffer from axial segregation of these additives. This results from radial diffusion coupled with free convection within the confining quartz arc tube. Such segregation causes axial variations in the radial arc temperature profiles which modify convection velocities and these, in turn, contribute to further changes in the axial segregation of additives. We have successfully described mercury arcs with sodium and scandium iodide additives by modification of an earlier steady-state convection model. This modification treats two of the material parameters, the electrical conductivity and net radiation coefficient, as functions of both temperature and axial position whereas the other material parameters are treated as functions of temperature alone. The calculated temperature and velocity distributions are found to be sensitive functions of the additive compositions. Away from the electrodes, the calculated change in axial convection velocity tends to be correlated with change in the axial temperature. A small radial inflow or outflow results from variation in the axial velocity with vertical position.

LA-5 Acoustic Resonances in High Pressure Mercury Discharges - R.SCHÄFER and H.-P. STORMBERG, Philips Forschungslabor Aachen/W.-Germany--High pressure mercury discharge lamps with and without additives were operated at supply frequencies up to 25 KHz. It was found that at certain "resonance frequencies" arc instabilities due to acoustic resonances of the gas volume occur<sup>1</sup>. A measure for the intensity of these acoustic resonances is obtained from the sound spectrum emitted by the lamp. By this means resonances were detected without appearance of visual arc instabilities. This result leads to the question about the correlation between instabilities and acoustic resonances. With respect to this question time resolved arc temperature profiles were determined spectroscopically for a stable arc which shows acoustic resonances. Based on the experimental observations an interpretation of the occurrence of arc instabilities will be given.

<sup>1</sup>H.L. Witting, J. Appl. Phys. 49, 2680 (1978)

LA-6 Phase Dependent Plasma Temperature and Electrical Conductivity for Intermediate Pressure Sodium Arcs - E. F. WYNER and W. M. KEEFFE, GTE Sylvania--The effect on plasma temperature and electrical conductivity of sodium vapor in the range 20-50 Torr has been studied. This range is below that normally found in sodium arcs for lighting applications. Effective cross sections for a Boltzmann electron distribution have been calculated. From the Saha equations for specie densities, conductivity has been determined as a function of temperature and integrated radially to obtain the effective conductance. At 50 Torr Na and 700 Torr Xe, using Bartel's method, a maximum phase resolved temperature of 4700 K was found. With a cubic radial temperature distribution, agreement was achieved between measured and calculated conductance. The cubic profile is consistent with the "flat-top" distribution suggested by Rautenberg and Johnson<sup>1</sup> and the measured profile of de Groot<sup>2</sup> at 130 Torr Na, 800 Torr Xe.

1. J. Appl. Phys. 48, 2270 (1977).
2. "Investigation of the High Pressure Sodium and Mercury/Tin Iodide Arc," Thesis, Tech. U., Eindhoven (1974).

LA-7 Voltage-Current Relationship for Pulsed Arc Discharges - P. WALSH, Fairleigh Dickinson U., W. LAMA and T. HAMMOND, Xerox.--A theoretical treatment of the electrical behavior of high current plasmas, typical of pulsed discharges in gas-filled flashlamps is presented. The theory is based on a simple model of the plasma wherein the ohmic resistivity is a sum of terms due to electron-atom and electron-ion collisions. Both terms depend on the electron temperature,  $T$ , determined by balancing the electrical power input and the radiant output. It is assumed that the plasma radiates as a grey body at temperature  $T$ , with an emissivity that depends on the electron density. The electron-atom resistivity also depends on the ratio of atom and electron densities, which are related to  $T$  by the Saha equation. The principal result is an analytic expression for the arc voltage as a function of current, with initial voltage, arc length and diameter, and atom density as parameters. The expression describes the entire voltage pulse, including the initial fall, the following minimum and the peak when the current peaks. The predicted voltages substantially agree with measured dependences on lamp length and diameter and initial voltage. The theory is an improvement on the empirical V-I relation commonly used in flashlamp circuit analyses.

SESSION LB

9:00 A.M., FRIDAY, OCTOBER 10, 1980

ROOM B

ULTRAVIOLET LASERS

CHAIRPERSON: S. G. LESLIE

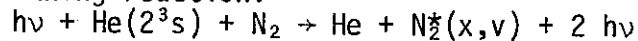
WESTINGHOUSE RESEARCH AND DEVELOPMENT CENTER

LB-1 Determination of the excitation kinetics of ArH\*.  
J. SHMULOVICH and S. YATSIV, Hebrew U Jerusalem.--The ArH\* emission band at 7670 Å is observed in X-ray irradiated Ar:H<sub>2</sub> mixtures. Its intensity is enhanced by a simultaneous application of an electric field in an X-ray sustained discharge. If the intensities of different lines emitted by the gas are plotted against the electric field each curve features a bend followed by a steep rise. With the field at the bend as a characteristic parameter the emitting states can be arranged in an ascending sequence according to their increasing excitation energy. We find that the ArH\* emission and the argon line emitted from the 4p state follow the same field dependence curve. In the X-ray sustained discharge a space charge is formed near the cathode due to the different mobilities of electrons and positive ions. This is associated with a strong local electric field and a pronounced peak in emission intensity. Lines of common origin such as the ArH\* band and the emission from Ar(4p) have indeed the same geometrical profile. These observations serve as evidence that the excitation is due to the Ar(4p)+H<sub>2</sub>→ArH+H reaction. We use this result to show that the ArH\* emitting state correlates with an excited hydrogen and a ground state argon atom in the dissociative limit.

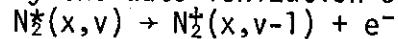
LB-2 Recombination Spectrum in X-ray Photoionized Xenon and Hg-Vapour, J. DEGANI and S. YATSIV, Hebrew University.--Intense emission of a few Hg lines is observed when xenon mixed with Hg vapour at room temperature is irradiated by X-rays. Hg<sup>+</sup> ions, originally formed by charge transfer from Xe<sub>2</sub>, associate with xenon atoms to produce heavier cluster ions. A small number of excited states is populated by dissociative recombination (DR) of a mercury containing polyatomic ion. The recombinational nature of this spectrum is evident from its behaviour in the presence of an electric field. An extended sequence of ionic reactions terminating by DR of a cluster ion is characteristic for X-ray irradiation of high pressure gases. The charge transfer reactions are associated with energy funneling from the xenon buffer gas to the Hg, explaining the intense emission of Hg. At higher Hg densities the recombination spectrum declines and a normal spectrum due to impact excitation of Hg atoms appears. These changes are explained by the roles of slow and fast electrons in these systems.

LB-3 A GAIN PREDICTION FOR A HELIUM, NITROGEN SYSTEM BASED ON RADIATIVE COLLISIONS, L.W.DOWNES, J.D.KINNE, S.D.MARCUM, R.A.TILTON, W.E.WELLS, Physics, Miami U., Oxford, Ohio\*--Gudzenko and Yakovlenko<sup>1</sup> have made theoretical predictions of the possibility of gain through radiative collisions, and Harris et al<sup>2</sup> have measured large radiative collisional cross sections, e.g.  $8 \times 10^{-13} \text{ cm}^2$ , in intense photon flux fields.

We propose stimulating one channel of the He( $2^3s$ ), N<sub>2</sub> Penning reaction:



followed by the auto-ionization of the excited nitrogen:



for the self destruction of the lower level.

Calculated cross sections and gains will be presented.

<sup>1</sup> Gudzenko and Yakovlenko, Soviet Physics JETP, 35, 877 (1972).

<sup>2</sup> Harris et al, Laser Induced Collisions, Proceedings of the Conference on Tunable Lasers and Applications, 6-11 June 1976.

\*This work supported in part by BMDATC and NASA.

LB-4 Transient Absorption in Argon and Neon from 2500 Å to 3700 Å - L. F. CHAMPAGNE, L. J. PALUMBO and R. S. F. CHANG, Naval Research Laboratory--The broad band absorption was measured in electron beam excited neon and argon plasmas. A broad continuum emission from a xenon flashlamp was used as probe source. Absorption data was obtained over a 1200 Å range. The absorption peaks in argon and neon correlate well with the predicted peak absorption for these gases. The absorption cross section for the gases under specific pumping conditions is calculated using the number densities of excited state species supplied by a numerical model. The results are compared with ab-initio calculations of the absorption cross section.

LB-5 Long-pulse N<sub>2</sub> UV Lasers at 357.7, 380.5 and 405.9 nm in N<sub>2</sub>/Ar/Ne/He Mixture - M.S. CHOU and G.A. ZAWADZKAS, Exxon Res. and Eng. Co.--In long-pulse electron beam pumping ( $\sim 1 \mu\text{s}$ ) in the above mixture three intense laser emissions occur sequentially in the order of 357.7, 380.5 and 405.9 nm, corresponding to N<sub>2</sub>(C), V'<sup>'</sup>=0→N<sub>2</sub>(B), V''=1,2,3, respectively. The pulse durations (FWHM) are 150, 400 and 400 ns, and the peak powers are 56, 44 and 66 kW/cm<sup>2</sup>, respectively. The addition of excess diluent gases of Ne and He to the mixture of N<sub>2</sub> and Ar improved the peak powers 40 times and efficiencies 3.8 times compared to those obtained only with N<sub>2</sub> and Ar. Furthermore, we observe that: (1) the delay times for the 380.5 and 405.9 nm lines vary only slightly when the laser emission at 357.7 and 380.5 nm, respectively, were suppressed, (2) the side fluorescence shows that the delay times are not caused either by pumping of the upper laser states or by the depopulation of the lower laser states, and (3) the single-path losses derived from the relation between the output power and the output coupling are relatively high for all the three lines. These three observations together with the effect of diluent gases on the laser performance will be discussed in terms of optical transient absorption.

LB-6 Plasma Shielding Effects on Ionic Recombination - W.L. MORGAN, Lawrence Livermore Lab, B.L. WHITTEN, Miami U., J.N. BARDSLEY, U. of Pittsburgh\*--Interest in the theory of ion-ion recombination has been revived recently because of its application to high power excimer lasers. In electron beam pumped rare-gas-halide and metal vapor-halide lasers, ion-ion recombination is primarily responsible for the formation of the upper laser state. In such lasers the ion densities are at least  $10^{13} \text{ cm}^{-3}$ , and may exceed  $10^{15} \text{ cm}^{-3}$  in lasers being developed for fusion applications. Past calculations of termolecular recombination rates have not included shielding effects of the plasma, and are therefore valid only for low ion densities. For moderate ion densities, one may use the Debye shielded potential; at higher densities it is necessary to solve the hypernetted chain equation to obtain the potential. We report Monte Carlo calculations of recombination rates of Kr<sup>+</sup>/F<sup>-</sup> in Ar, taking plasma shielding effects into account. We find that, at 2 atmospheres, the recombination rates for ion densities of  $10^{13}$ ,  $10^{14}$ , and  $10^{15} \text{ cm}^{-3}$ , are 84%, 62%, and 32%, respectively, of the rate for the unshielded Coulomb potential.

\* Work supported by the University of California, Lawrence Livermore Laboratory under DOE Contract #W-7405-ENG-48.

SESSION MA

10:30 A.M., FRIDAY, OCTOBER 10, 1980

Room A

ARCS II

CHAIRPERSON: H. MERCURE

INSTITUT DE RECHERCHES D'HYDRO-QUEBEC



MA-1 Potential Probe Measurements in a Butt-Electrode Vacuum Arc with a Transverse Magnetic Field - C.P. SCHEFFLER, R. DOLLINGER, J. SULLIVAN and C. KING, St. U. of NY at Buffalo.\*--The Hall voltage and field as pre-

dicted by theory<sup>1</sup> was obtained<sup>2</sup> by measuring the potential difference as a function of time between two wires 2 mm in diameter, 1.2 cm apart, that stick through the anode  $\sim 1$  mm. Typical Hall voltages and fields of  $\sim 50$  V and 4 kV/m, respectively, were measured for arc currents of 600 A and magnetic fields of 0.07 T. The probe measurements also show the majority of the arc voltage, generated by the application of the magnetic field, is across an anode sheath. These probe measurements are correlated by high speed framing photographs ( $\sim 25$   $\mu$ s/frame, 12 frames) of the arc.

\* Supported by Electric Power Research Institute (EPRI).

<sup>1</sup> C.W. Kimblin, J.G. Gorman, F.A. Holmes, P.R. Emtage, J.V.R. Heberlein and R.E. Voshall, Westinghouse Electric Corporation, EPRI Final Report EL-1221 (1980)

<sup>2</sup> R. Dollinger, Final Report of EPRI Project RP 993-1-1 (to be available in 1981).

MA-2 Clustering of Vacuum Arc Cathode Spots-  
L.P. HARRIS, General Electric Corp. R&D.---The electrostatic repulsions and magnetic attractions between the plasmas of two cathode spot cells are described. The cell separation at which these opposing forces are equal defines a characteristic length  $R_c$  for the size of cell clusters. Numerical results are given for the sizes of stable clusters of 2 to 12 cells arranged in circular patterns yielding minimum energies of formation. Use then is made of the principle that individual cells operate with a maximum possible current per unit cell radius  $r$ , determined by the thermal characteristics of the cathode material, to show that clusters are limited in maximum possible size, and that no stable clusters are possible unless  $R_c/r > 4$ . The conclusion results, in accord with experiment, that clustering is favored by conditions producing small cells. Numerical calculations indicate that stable cell clusters should not occur on clean copper cathodes in vacuum, where the cell current is near 100 amperes.

MA-3 Effect of Magnetic Field on Transport Coefficients of Plasma Maintained by cw CO<sub>2</sub> Laser, J. KURZYNA, Inst. of Fund. Technol. Res., PAS, Poland -- The reduction of heat conductivity and charged particles losses in magnetic field are of a great interest for the sustenance threshold of plasma maintained by cw CO<sub>2</sub> laser. The coefficients of diffusion and heat conductivity for argon LTE plasma have been estimated by 8 moments Grad's approximation. This method simplifies the calculations as compared to more accurate Chapman-Enskog one proposed by Devoto [1]. The significant decrease of charged particles losses and heat currents has been noticed for high magnetic field intensity  $\approx 100$  kOe and gas pressures of 1/5 atm. Characteristic times for charged particles and magnetic field diffusion and for heat transfer have been estimated as well. The device for quasistationary magnetic field of 100 kOe has been designed.

[1] R. S. Devoto, Rept. ARL 71-0075, April 1971.

MA-4 Arcs in High Speed Flows - T.F. BERNECKI, Y.C. LAU, and D.M. BENENSON, State University of New York at Buffalo -- Experiments are being conducted with dynamic plasmas immersed in supersonic (cold) flows. A converging-diverging nozzle is employed, having throat diameter of 10 mm and exit (cold flow) Mach number of 2.4 (argon) or 2.1 (air or nitrogen). Tests in argon are being carried out at about 11.6 atmospheres stagnation pressure with a mass flow of approximately 290 g/s. Peak value of the imposed sinusoidal current pulse is 1.2 kA with  $dI/dt \approx 18$  A/ $\mu$ s near current zero; arc length is about 14 cm. Through various argon lines (e.g., Ar II 4806Å), temperature measurements are being obtained at different times during the current pulse. Results at the higher current levels are in good agreement with the analysis of Bhansali<sup>1</sup>.

\* Research supported by National Science Foundation Grants ENG-7617009 and CPE 8007187 and by Electric Power Research Institute Contract RP 246-2.

<sup>1</sup>C.H. Bhansali, "Analysis of Static and Dynamic Electric Arcs in Supersonic Nozzle Flow," Ph.D. Dissertation, State University of New York at Buffalo, 1980.

MA-5 Power Losses From a DC SF<sub>6</sub> Arc in Gas Flow - Y. CHIEN, A. LEE, Westinghouse R&D Center--The power losses from a steady-state DC SF<sub>6</sub> arc in gas flow were measured. The arc was initiated by parting a pair of copper electrodes at the throat of a Teflon nozzle. Measurements were made for gas flow rates from ~20-50g/s and arc currents up to 800A. The visible and IR radiation was measured by a pyroelectric detector through windows in the nozzle wall, and the convective power was measured by fast thermocouple probes located downstream from the arc. Over the range of flow rates and currents considered, measured radiative power accounted for less than 1% of the input arc power and the convective power was the dominating loss. Our results support the basic assumption of Airey's model.<sup>1</sup> Based on the measured luminous arc diameter and the arc voltage and current, an estimate was made of the arc temperature and UV power emission.

<sup>1</sup>D. R. Airey, "Simple Convection Dominated Model for Optically Thick SF<sub>6</sub> Arcs", Proc. IEE, 125, 770 (1978).

MA-6 Experimental Determination of the Population Densities of the Ar 3p<sup>5</sup>4p - 3p<sup>5</sup>4s States in the Non-Equilibrium Region of a Fluid Transpiration Arc - H. J. DAAMS, C. G. STOJANOFF+ RWTH\* Aachen, Germany -- A Krypton pumped, Oxazine 1 dye-laser was used to perform high resolution absorption spectroscopy measurements in the anode region of a fluid transpiration argon arc. The emission and the absorption line profiles point to the existence of "hot" and "cold" electrons in the non-equilibrium region extending 1 cm in front of the anode. The "hot" electron density is 3 times larger and their temperature is 10% higher than those of the cold electron gas. A model based on the assumption of dominant emission in the "hot" regions and absorption in the "cold" regions is used to analyze the <sup>3</sup>p<sub>0</sub>s<sub>3</sub> & <sup>3</sup>p<sub>2</sub>s<sub>5</sub> metastable states and the <sup>3</sup>p<sub>1</sub>s<sub>2</sub> & <sup>3</sup>p<sub>1</sub>s<sub>2</sub> & <sup>3</sup>p<sub>1</sub>s<sub>4</sub> resonant levels. These states are in equilibrium with each other and their population densities are order of magnitude higher than the calculated equilibrium densities. They are, however, factor of 10 smaller in comparison to densities obtained by electron beam excitation of Ar-N<sub>2</sub> plasma.

+At present DRI, Univ. of Nevada

\*Supported by DFG-SFB83 Contract

MA-7 Plasma Jet Momentum in a Tip-Plane Arc Configuration J. CONVERTI, W.C. UNKEL, M.I.T.\*--The plasma jet momentum for a variety of conditions is determined from a momentum balance by measuring the deflection of the arc caused by a known external magnetic field. The results are compared with published results obtained by other methods (scales and pressure scans). For typical DC GTA welding conditions, the present results indicate that the force exerted by the plasma jet on a plate is roughly three times the force computed based on the radial pressure gradient alone and that the force varies with the square of the current, as expected from simple analytical calculations using the observed cathode spot size and arc width. Some previous measurements of the force using different methods indicated an order of magnitude higher value and had not given the expected square dependence on current. The technique can be used to evaluate and guide the development of more detailed plasma jet models.

\*Supported by US DOE Contract DE-AC02-79ER10474.A000

MA-8 Electric Arc Radius and Characteristics - TA-MING FANG,\* U. of California, Lawrence Livermore National Laboratory†--Heat transfer equation of an arc discharge has been solved. The arc is assumed to be a cylinder with negligible axial variation and the dominant heat transfer process is conduction radially inside the column and radiation/convection at the outside edge. The symmetric consideration allows a simple one dimensional formulation. By taking into account proper variation of the electrical conductivity as function of temperature, the heat balance equation has been solved analytically. The radius of the arc and its current-field characteristics have also been obtained. The conventional results that  $E \propto I^{0.5385}$  and  $R \propto I^{-0.7693}$  have been proved to be simply limiting cases of our more general characteristics. The results can be applied quite widely including, among others, neutral beam injection project in nuclear fusion and M.H.D. energy conversion.

\*Permanent Address: Dept. of Aerospace & Mechanical Engineering, Boston U., Boston Mass. 02205

†LLNL summer visiting faculty.

SESSION MB

10:30 A.M., FRIDAY, OCTOBER 10, 1980

Room B

INFRARED LASERS

CHAIRPERSON: A. GARSCADDEN

AERO PROPULSION LABORATORY

MB-1 Fission Fragment Lasing of Ar-Xe - R. J. De Young, Miami U.\* and M. D. Williams, NASA-Langley Research Center--Nuclear-pumped lasing of Ar-Xe at 2.65 and 2.62  $\mu\text{m}$  has been achieved with fission fragment pumping using the  $^{235}\text{UF}_6(\text{n,ff})\text{FF}$  reaction. Fission fragments (165MeV) were emitted from a coating of several uranium compounds which formed on the inner surface of a quartz tube. Also, fission fragments were generated simultaneously by adding gaseous  $^{235}\text{UF}_6$  to 600 Torr Ar-(3%)Xe. The laser cavity consisted of two dielectric mirrors, an Rmax and an output mirror R=99% at 2.65  $\mu\text{m}$ . With 3 Torr  $^{235}\text{UF}_6$  added to 600 Torr Ar-(3%)Xe, 38% of the power deposited was from  $^{235}\text{UF}_6$  fission, the remainder from the wall-coated uranium compounds as measured by a fast pressure transducer in the laser cell. The measured power deposited was 18 Watts/cm<sup>2</sup> (no  $\text{UF}_6$  added) which produced a peak laser output of 4.8 Watts or an efficiency of  $\sim 0.1\%$ . This is the first nuclear-pumped laser to be at least partially pumped by  $^{235}\text{UF}_6$  fission fragments. The plasma kinetics with  $\text{UF}_6$  will be discussed.

\*This research supported by NASA grant NCCI-12

MB-2 Steady-State Numerical Solutions of Complex Plasma Chemistry Models, G.L. JONES, M.A. PRELAS, and S.K. LOYALKA, U. of MO-Columbia--Steady state solutions to complex plasma chemistry models represent a means of simplifying several difficult problems in nuclear-pumped plasma theory. The specific problems which may utilize steady-state numerical models are: 1) quasi steady-state plasmas generated by the long excitation sources; and 2) steady-state plasmas characteristic of steady-state excitation sources. A technique was developed in which the dependent equations in a series of rate equations, subject to equilibrium constraints, could be identified and replaced by a particle balance. Modeling of the atomic carbon nuclear pumped laser, one in which a time dependent solution had been reported,<sup>1</sup> was successfully completed and will be described. Extension of this technique to other problems will be discussed.

<sup>1</sup>M.A. Prelas and G.H. Miley, "Kin. of the Atomic Carbon NPL Using He & CO<sub>2</sub> Mixtures," Pro. of the Intn. Conf. on Lasers '79, pp. 159-166.

MB-3 Theoretical analysis of a potential electrically pumped oxygen-iodine laser<sup>+</sup> - D. Pigache, J. Bonnet, D. David and G. Fournier, ONERA, 92320 Châtillon, FRANCE -- The electron beam controlled discharge in a rare gas-oxygen-iodine mixture at atmospheric pressure is proposed as a possible mean of pumping the  $O_2(^1\Delta_g)$ -atomic iodine energy transfer laser. The electron collision rates are calculated with a Boltzman code which includes superelastic collisions and excitation processes of  $O_2(^1\Delta_g)$ . The time evolution of the species is obtained with a kinetics code (66 reactions). It is shown that population inversion of the  $I^2P^{1/2} - I^2P^{3/2}$  transition is hardly reached at room temperature. Laser effect with a good efficiency appears to be possible if the gas temperature is reduced by supersonic expansion. Preliminary E-beam discharge experiments in rare gas-oxygen mixture indicate that the  $O_2(^1\Delta_g)$  pumping rate is properly calculated.

---

+ Supported by DRET

MB-4 Kinetic Modeling of Fast-Axial-Flow  $CO_2$  EDL's, R. E. BEVERLY III, Consulting Physicist, Columbus, OH\* -- A six-temperature Boltzmann-equilibrium kinetics model has been developed for simulating the performance of fast-axial-flow, longitudinal-discharge  $CO_2$  lasers. In deference to previous models using spatially averaged parameters, the coupled differential equations describing the vibrational and translational temperatures and photon intensities are integrated along the flow direction consistent with initial conditions imposed by the gas flow and boundary conditions specified by the optical resonator. The model includes the effects of electrical excitation, VV and VT collisional relaxation, thermal energy transport, distributed optical losses, and coherent radiation extraction for a  $CO_2/N_2/He/H_2O$  mixture. The geometry considers a number of identical discharge tubes which are in series optically but which are supplied with separate flow ducting and electrical circuits. Numerical predictions of the model are compared with experimental results obtained with HRL's 2.5-kW device. The role of a drift region is discussed in terms of optimization of the discharge efficiency.

\*Supported by Hitachi Research Laboratory

MB-5 Plasma Kinetic Effects of the Addition of Oxygen to CO Laser Discharges - G.A. MURRAY, Wesleyan U., and A.L.S. SMITH, Strathclyde U., Scotland.\*--The mechanism responsible for the beneficial effect of oxygen addition to room temperature sealed off CO-He-Xe cw gas lasers has been investigated. This has been carried out by observing the changes in gain, electron density, discharge voltage, and positive ion spectrum as O<sub>2</sub> is added. It has been established that the electron density is increased and the gas heating decreased resulting in increased gain, but there is no need to postulate a change in the electron energy distribution. Finally, one self consistent hypothesis is shown to explain the effect of O<sub>2</sub> addition as well as that of Xenon, Krypton and Argon.

\*Work carried out at the University of St. Andrews.

MB-6 High Frequency Opto-Galvanic Laser Stabilisation A.L.S. SMITH and S. MOFFATT, Strathclyde U. Scotland, U.K.\*-- The speed of response of the normal opto-galvanic technique of active frequency stabilisation of the CO<sub>2</sub> laser has an upper limit of about 2kHz due to the V-V-T relaxation rate of the 00<sup>0</sup>1 upper laser level<sup>1</sup>. We report that the field induced current fluctuation reappears at higher frequencies, but with reversed phase. The molecular and electron kinetic processes leading to the high frequency effect have been analysed in detail and sealed high efficiency CW CO<sub>2</sub> lasers have been frequency stabilised to better than 3 parts in 10<sup>8</sup> using piezo-electric cavity length modulation and high frequency opto-galvanic detection operating in the 10-20kHz regime.

\*Supported by UK Science Research Council

<sup>1</sup>A.L.S. Smith and S. Moffatt, Opt. Comm. 30, 213 (1979)



MB-7 Vibrational Temperature of  $N_2X^1\Sigma_g^+$  State in a Weakly Ionized Nitrogen Plasma -- S. ONO and S. TEII\*, Musashi Institute of Technology, Setagaya-Ku, Tokyo, Japan -- Informations on the excitation of molecules in weakly ionized plasmas are of interest in the investigation of molecular lasers which utilizing the vibrational-rotational transition. So that, the vibrational energy distribution function of  $N_2X^1\Sigma_g^+$  state has been calculated numerically here for various values of the electron density ( $N_e=10^9\sim 10^{11} \text{ cm}^{-3}$ ) and the electron temperature ( $T_e=0.2\sim 2 \text{ eV}$ ) by taking into account the V-V, V-T energy transfer and some collisional excitation and de-excitation by electrons. The results show that, (1) The vibrational temperature  $T_v$  ranging from approximately 3 to  $5\times 10^3\text{K}$  increases with increasing  $N_e$  and decreasing gas pressure  $P$  for a fixed  $T_e$ . (2) For a fixed  $N_e$  and  $P$ ,  $T_v$  has a maximum value at  $T_e=0.7\sim 1 \text{ eV}$ . Experiment has been done in a glow discharge nitrogen plasma. Experimental  $T_v$  are obtained from the side light emission of the discharge using a spectrograph and compared with the theory. Experimental values agree with those of theoretical within the maximum error of 20 %.

\* Former name : Sin-Li Chen.

## INDEX TO ABSTRACTS

- Abbott, R. P., AB-7  
Albritton, D. L., EA-2, EA-3  
Alley, M., AB-3  
Allison, W., JB-6  
Anderson, L. W., I-3  
Anderson, J., JB-7  
Anderson, R. J., KB-5
- Bailey, W. F., JA-2  
Bardsley, J. N., LB-6  
Barrett, J. L., FA-3  
Barto, J. L., AB-4  
Bastien, F., EA-7  
Beaty, E. C., BA-3  
Ben-Amar, A., JB-3  
Benenson, D. M., MA-4  
Bernecki, T. F., MA-4  
Beverly, R. E., III, MB-4  
Bhattacharya, A. K., AB-1  
Biblarz, O., AB-4  
Biondi, M. A., JB-4, JB-5  
Birkinshaw, K., FA-2  
Bletzinger, P., BB-5  
Boedeker, L. R., KA-2  
Bonnet, J., MB-3  
Brooks, H. L., KA-1, KA-3  
Brown, R. T., G-7  
Burkhardt, C. E., FA-4
- Burnham, R., G-5, H-4  
Burrow, P. D., BA-2  
Byszewski, W. W., AB-2
- Caledonia, G. E., I-5  
Center, R. E., FB-4  
Champagne, L. F., LB-4  
Chang, J. S., AA-7, AA-9, C-4  
Chang, R. S. F., EB-6, LB-4  
Chantry, P. J., AA-5, JA-3  
Chen, C. L., AA-5  
Chien, Y., MA-5  
Chiu, N. S., BA-2  
Chou, M. S., LB-5  
Chouan, Y., BB-7  
Christophorou, L. G., KA-8  
Chung, Sunggi, AA-4  
Clark, J., JB-1  
Clodius, W., KB-7, KB-8  
Coggiola, M. J., EA-5  
Collins, C. B., H-2, KB-1  
Collobert, D., BB-7  
Compton, R. N., D-6  
Converti, J., MA-7  
Cornell, M. C., KAK-1  
Crompton, R. W., KA-4  
Crumley, R. J., AB-6

Culick, F. E. C., BA-5  
Cunningham, A. J., JB-1, KB-4

Daams, H. J., MA-6  
Davies, D. K., AA-5, KA-6

David, D., MB-3

Day, R.-L., KB-5

DeVries, C. P., FA-7

DeYoung, R. J., G-3, MB-1

Degani, J., G-6, LB-2

Dehmer, J. L., D-2

Denes, L. J., BB-4

Dhali, S. K., AB-6

Diegelmann, M., G-1

Dlabal, M. L., G-2, G-4

Dollinger, R., MA-1

Dooling, T. R., JB-7

Dorleijn, J. W. F., LA-2

Dotan, I., FA-8

Douglas-Hamilton, D. H., AB-9

Doussot, C., EA-7

Downes, L. W., LB-3

Duke, G. A., JA-2

Durrett, M., FB-1

Ecker, G., JA-5

Eden, J. G., G-2, G-4

Edwards, C. B., EB-2

Erez, G., JB-3

Ernie, D. W., JB-2

Evans, B., AA-7

Ewing, J. J., FB-4

Fahey, D. W., EA-2, EA-3

Fang, Ta-Ming, MA-8

Feeney, R. K., AA-6

Fehsenfeld, F. C., EA-2, EA-3, EA-4

Ferguson, E. E., EA-2, EA-3

Ferreira, C. M., BB-3

Filippelli, A. R., AA-3

Fitaire, M., JA-7

Fitzsimmons, W. A., I-3

Foltyn, S. R., KA-1

Fontaine, B., EB-3

Forestier, B., EB-3

Fournier, G., MB-3

Garscadden, A., JA-2

Golnabi, H., KB-1

Gookin, D., G-8

Green, B. D., I-5

Greene, A. E., EB-4, H-5, KA-7

Grieneisen, H. P., G-1

Grossman, W. M., BA-5

Gundersen, M. A., AB-5, AB-6

Hammond, T., LA-7

Hansen, F., G-8

Harris, L. P., MA-2

Hayashi, M., JA-4

Hazi, A. U., D-4

Hegerberg, R., KA-4

Helm, H., FA-1

Helms, D., FB-1

Helmy, E. M., KB-6, KB-7

Hertling, D. R., AA-6

Hirsh, M. N., AB-7

Hobson, R. M., AA-7, AA-9, C-3, C-4, C-5

Hodges, R. V., EA-5, KB-3  
 Holdridge, L. A., EB-4  
 Holley, T. K., AA-4  
 Hozack, R. S., FA-5  
 Hsia, J. C., EB-1, I-4  
 Huestis, D. L., FA-1, FB-1  
 Hutchison, S. B., G-2, G-4  
  
 Ichikawa, Y., AA-9, C-3, C-4, C-5  
 Ingold, J. H., BB-2  
  
 Jacob, J. H., EB-1  
 Johnson, S. G., C-7  
 Johnson, R. E., FA-6  
 Johnsen, R., JB-4, JB-5  
 Jones, J. D. C., FA-2  
 Jones, B. F., LA-3  
 Jones, G. L., MB-2  
 Jordan, K. D., BA-2  
 Jordan, M. C., G-8  
  
 Kaneda, T., AA-9  
 Kang, N. K., KB-7  
 Keeffe, W. M., LA-6  
 Keskinen, K., AA-9  
 King, T. A., BB-6  
 King, C., MA-1  
 Kinne, J. D., LB-3  
 Klein, F. S., FA-8  
 Klimek, D., H-6, I-4  
 Kline, L. E., AA-8, BB-4  
 Klosterman, E. L., FB-4  
 Kompa, K. L., G-1  
  
 Koon, D., KB-7  
 Krebs, D., KB-2  
 Kunhardt, E. E., AB-2, AB-3, AB-6  
 Kurzyna, J., MA-3  
 Kushner, M. J., BA-5  
 Kushawaha, V. S., FA-4, I-2  
  
 Lama, W., LA-7  
 Lau, Y. C., MA-4  
 Lawler, J. E., C-1  
 Lee, A., MA-5  
 Lee, E. T. P., AA-3, AA-4  
 Lee, F. W., KB-1  
 Lee, L. C., KB-3  
 Leep, D. A., AB-8  
 Levatter, J., FB-5  
 Leventhal, J. J., FA-3, FA-4, I-2  
 Levin, L. A., FB-4  
 Levinson, S., AB-3  
 Light, J. C., I-1  
 Lin, C. C., AA-3, AA-4, I-3  
 Lin, Shao-Chi, FB-5, FB-6  
 Lindinger, W., EA-1  
 Lishawa, C. R., JB-6  
 Long, W. H., Jr., EB-5  
 Lorents, D. C., FB-1  
 Loyalka, S. K., MB-2  
  
 Marcum, S. D., LB-3  
 Margot, J., JA-7  
 Mark, T. D., FA-1  
 Marode, E., EA-7  
 Maruyama, T., AA-9, C-3, C-4, C-5  
 Mauk, P., KB-6  
 McAfee, K. B., Jr., FA-5, FA-6

McCorkle, D. L., KA-8  
 McLain, D. K., LA-4  
 McNaught, W. G., BB-6  
 Menendez, M. G., BA-3  
 Miley, G. H., JB-7  
 Miron, E., JB-3  
 Mitchell, R. R., BB-4  
 Modelli, A., BA-2  
 Moffatt, S., MB-6  
 Moody, S. E., FB-4  
 Morgan, W. L., FB-3, LB-6  
 Morrison, M. D., KB-4  
 Moruzzi, J., EA-7  
 Moseley, J. T., KB-3  
 Mottram, D. A. J., LA-3  
 Murphy, R. E., I-5  
 Murray, G. A., MB-5  
 Muschlitz, E. E., Jr., JB-6  
  
 Nagalingam, S., JB-7  
  
 Nighan, W. L., C-6, G-7  
 Nygaard, K., H-3, KA-1, KA-3, KA-4  
  
 O'Neill, F., EB-2  
 Odenthal, H., C-2  
 Onda, K., BA-4  
 Ono, S., MB-7  
 Oskam, H. J., FA-7, JB-2  
  
 Palumbo, L. J., FB-7, LB-4  
 Parker, G. A., I-1  
 Parker, J. W., I-3  
 Paszek, A., KB-6  
  
 Phelps, A. V., AA-1, AA-2, JA-1  
 Pigache, D., MB-3  
 Pitchford, L. C. JA-1  
 Pizam, A., FA-8  
 Pointu, A. M., JA-7  
 Poli, R. J., FB-2  
 Popescu, D., KB-1  
 Popescu, I., KB-1  
 Pound, M. J., FB-3  
 Powell, H. T., FB-2  
 Prelas, M. A., MB-2  
 Proud, J. M., C-7  
  
 Raouf, A. S. M., FA-2  
 Rebentrost, F., G-1  
 Rees, J. A., BA-3  
 Ricard, A., BB-7  
 Roberts, C., JA-6  
 Robertson, A. G., KA-4  
 Rogoff, G. L., BB-1  
 Rokni, M., EB-1, G-6  
 Rowe, B. R., EA-3, EA-4  
  
 Salamo, G. J., KB-5  
 Schafer, R., LA-5  
 Schearer, L. D., KB-2  
 Scheffler, C. P., MA-1  
 Schimitschek, E. J., G-8  
 Setser, D., H-1  
 Sharpton, F. A., AA-3  
 Sharpless, R. L., FB-1  
 Shaw, M. J., EB-2  
 Shay, T. M., G-8  
 Shmulovich, J., LB-1

Shuker, R., JB-3  
 Sierra, R. A., KA-1, KA-3  
 Sieveka, E., FA-6  
 Smith, A. L. S., MB-5, MB-6  
 Spence, D., BA-1, D-1  
 Spyros, S. M., KA-8  
 Stehman, R. M., KB-8  
 Stephan, K., FA-1  
 Stojanoff, C. G., MA-6  
 Stormberg, H.-P., LA-5  
  
 Sullivan, J., MA-1  
 Szamrej, I., KA-88  
 Sze, R. C., KA-7  
 Szmada, C. R., FA-5  
  
 Tachibana, K., AA-1, AA-2  
 Tallman, C. R., EB-4  
 Tang, K. Y., FB-1  
 Tei, S., AA-9, C-3, C-4, C-5, MB-7  
 Thirumalai, D., BA-4  
 Tiernan, T. O., EA-6  
 Tilton, R. A., LB-3  
 Trainor, D. W., EB-1  
 Trajmar, S., D-5  
 Truhlar, D. G., BA-4  
 Twiddy, N. D., FA-2  
  
 Uhlenbusch, J., C-2  
 Unkel, W. C., MA-7  
  
 Van Brunt, R. J., AB-8  
 Van den Hoek, W. J., LA-1  
 Van der Heijden, R. L. A., LA-2  
  
 Verdeyen, J. T., G-4  
 Vialle, M., JA-7  
 Vicharelli, P., KB-1  
 Viggiano, A. A., EA-3, EA-4  
 Visser, J. A., LA-1  
  
 Walsh, P., LA-7  
 Walters, G. K., FB-1  
 Wang, Yuh-Shuh, FB-6  
 Watson, A., AB-5  
 Weigold, E., KA-3  
 Wells, W. E., LB-3  
 Wexler, B. L., FB-7  
 Whitney, W. T., G-5  
 Whitten, B. L., LB-6  
 Wiegand, W. J., C-6, KA-2  
 Williams, M. D., MB-1  
 Williams, P. F., AB-5, AB-6  
 Willis, W. L., EB-4  
 Wong, S. F., D-3  
 Woo, S. B., KB-6, KB-7, KB-8  
 Wu, R. L. C., EA-6  
 Wu, F. T., JA-6  
 Wyner, E. F., LA-6  
  
 Yatsiv, S., G-6, LB-1, LB-2  
  
 Zawadzkas, G. A., LB-5  
 Zediker, M., JB-7  
 Zollweg, R. J., LA-4